



Global Manufacturing and Trading Company S.L
Polígono Industrial los Vientos Calle Aliso, parcela nº4 46119, Náquera, Valencia, SPAIN
T +34 96 160 99 50 F +34 96 160 99 48
mantra@mantraco.org
www.mantrailuminación.com

mAntra

Técnico/Exterior/Bombillas

mAntra





Santiago Sevillano



Hugo Tejada



Santolaria & Llusca



José Ignacio Ballester

Mantra colabora con un equipo de diseñadores externos muy diverso, especializados en diversas ramas dentro del mundo del diseño.

Profesionales con experiencia en el sector de la iluminación que aportan soluciones novedosas en el desarrollo de nuevos conceptos, participando en todos los procesos de desarrollo del producto, desde el boceto inicial hasta la concepción del producto final.

Esta gran variedad de estilos que nos ofrecen incide directamente en nuestro catálogo, el cual está compuesto por soluciones que se adaptan a cualquier tipo de estilo o necesidad dentro del mundo de la iluminación.

Nuestro trato con los diseñadores va más allá de un mero trato profesional, confiamos plenamente en su buen hacer y en sus métodos de trabajo que nos aporta frescura e innovación en cada una de nuestras colecciones.

Mantra works with a very diverse team of freelance designers, specialized in different branches of design.

They are a group of highly qualified professionals experience in the lighting sector, who contribute with original solutions in the development of new concepts; they also participate actively in the whole product development process, from the initial draft to the last finishing details.

This wide variety of styles that our designers offer have a direct impact on our catalogues, which are made up of ideas that are adapted to any type of lighting need.

Besides, we take pride in having a great relationship with them, which goes beyond the professional link. We truly rely on their capability and work methods, which have provided, such innovative and stylish collections so far.

Mantra collabore avec une équipe de dessinateurs externes très diverse, spécialisés dans différentes branches dans le monde du design.

Des professionnels avec une grande expérience dans le secteur de l'éclairage, qui apportent des solutions innovatrices au développement de nouveaux concepts, et participent dans tous les processus de fabrication du produit, depuis le brouillon jusqu'à la conception du produit final.

cette grande variété de styles influence directement notre catalogue, qui est composé de solutions qui s'adaptent à tous les styles ou besoins dans le monde de l'éclairage.

notre relation avec l'équipe de designers va plus loin que le contact professionnel, nous avons confiance sur leur savoir-faire, et leur méthodes de travail qui nous apporte fraîcheur et innovation, pour chacune de nos collections.

MANTRA EN EL MUNDO

MANTRA AROUND THE WORLD



+ 50
paises
countries

+ 17
años
years


+ 2000
clientes
customers

mAntra

+ 50
países
countries

+ 17
años
years

+ 2000
clientes
customers



Dpto. de diseño y creación de producto
Product design and development department


Dpto. de gestión comercial y administrativa
Sales and Administrative department

Sede España, Náquera (Valencia)
Located Valencia Spain



Base de logística - Distribución
Warehousing - Distribution





Aplique - Wall light

ASIMETRIC pág 28



BAHIA pág 48



BOAVISTA pág 38



BORA BORA pág 56



SISLEY pág 82



SOL pág 76



TARIFA pág 40



CABARETE pág 36



CAICOS pág 46



CAYMAN pág 34



HABANA pág 52




TAHITI pág 66



TOJA pág 70



YAQUE pág 86



IBIZA pág 30



JERI pág 78




KOS pág 44



MINI pág 74



MURAL pág 62



PARACURU pág 80



PREA pág 42



SAL pág 32



INTERIOR - INDOOR

Aplique - Wall light

SISLEY pág 82



SOL pág 76



TARIFA pág 40




TAHITI pág 66



TOJA pág 70



YAQUE pág 86



Plafón - Ceiling lamp


CUMBUCO pág 96



MINI pág 90



MURAL pág 88



SAONA SUPPERFICIE pág 102



ZERO E27 pág 94



INTERIOR - INDOOR

Pie Salón/Sobremesa - Floor/Table lamp

Colgante - Pendant

Foco Carril - Rail Track Spot

MURAL pág 106



MURAL pág 108



ARUBA pág 114



CUMBUCO pág 100



KOS pág 110



ARUBA pág 144



KOS pág 142



Foco superficie /Regleta - Spot Light

Empotrable - Recessed

ARUBA pág 134




BORACAY pág 126



COLUMBRETES pág 122



ATLANTIS pág 186




BÁSICO COB pág 156



BÁSICO GU10 pág 172



CABRERA pág 158



KAILUA pág 130



KOS pág 120



KOS pág 140



CONFORT GU10 pág 176



CIES pág 182



FORMENTERA pág 148



GARDA pág 146



SAL pág 132



SAL pág 118




GRACIOSA pág 184




MEDANO pág 162



METACRILATO pág 180



SAONA pág 164



INTERIOR - INDOOR

INTERIOR - INDOOR

ARUBA

Colgante - Pendant
Foco superficie /Regleta - Spot Light
Foco Carril - Rail Track Spot



ASIMETRIC

Aplique - Wall light



ATLANTIS

Empotrable - Recessed



BAHIA

Aplique - Wall light



BÁSICO COB

Empotrable - Recessed



BÁSICO GU10

Empotrable - Recessed



BOAVISTA

Aplique - Wall light



BORA BORA

Aplique - Wall light



BORACAY

Foco superficie - Spot Light
Aplique - Wall light



CABARETE

Aplique - Wall light



CABRERA

Empotrable - Recessed



CAÏCOS

Aplique - Wall light



CAYMAN

Aplique - Wall light




CIES

Empotrable - Recessed



COLUMBRETES

Foco superficie - Spot Light



COMFORT GU10

Empotrable - Recessed



CUMBUCO

Plafón - Ceiling lamp
Colgante - Pendant



FORMENTERA

Empotrable - Recessed



GARDA

Foco superficie - Spot Light



GRACIOSA

Empotrable - Recessed



HABANA

Aplique - Wall light



IBIZA

Aplique - Wall light



JERI

Aplique - Wall light



KAILUA

Foco superficie /Regleta - Spot Light



KOS

Aplique - Wall light

Colgante - Pendant

Foco superficie /Regleta - Spot Light

Foco Carril - Rail Track Spot



MEDANO

Empotrable - Recessed



METACRILATO

Empotrable - Recessed



MINI

Aplique - Wall light

Plafón - Ceiling lamp



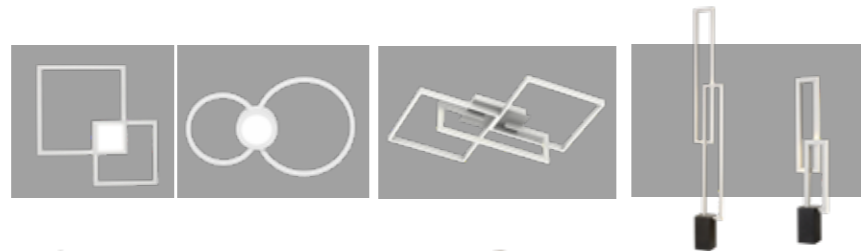
MURAL

Aplique - Wall light

Plafón - Ceiling lamp

Pie Salón - Floor lamp

Sobremesa - Table lamp



PREA

Aplique - Wall light



PARACURU

Aplique - Wall light



SAL

Aplique - Wall light

Foco superficie - Spot Light

Regleta - Spot Light



SAONA

Empotrable - Recessed



SAONA SUPERFICIE

Plafón - Ceiling lamp



SISLEY

Aplique - Wall light



SOL

Aplique - Wall light



TAHITI

Aplique - Wall light



TARIFA

Aplique - Wall light



TOJA

Aplique - Wall light



YAQUE

Aplique - Wall light



ZERO E27

Plafón - Ceiling lamp



TÉCNICO-EXTERIOR

ÍNDICE



INDEX

TECHNICAL-OUTDOOR

Aplique exterior - Wall light outdoor

ARCS pág 232



BORA pág 230



CERLER pág 222



DAVOS pág 24



EVEREST pág 214



IGUAZÚ pág 212



JACKSON pág 233



KANDANCHÚ pág 216



MAYA pág 202



MERIBEL pág 204



RODAS pág 220




SOCHI pág 228



TEJA pág 08



TRIAX pág 226



TIGNES pág 223



VOLCANO pág 210



Lámpara suelo & Portátil exterior - Ground Lamps & Portable outdoor

ASTÚN pág 234



AVORIAZ pág 244



BARREL pág 242



KINKÉ pág 262



FLAME pág 238



K 2- pág 236



WAZOWSKY pág 240



Sobremuro exterior - Overwall outdoor

MAYA pág 246



MERIBEL pág 248




Baliza - Bollard outdoor

TIGNES pág 250



Lámpara de pie - Floor lamp outdoor

ESPIGA pág 192



EXTERIOR-OUTDOOR

FLAME pág 200



Plafón exterior - Ceiling outdoor

ANETO pág 254



MAYA pág 252



AVORIAZ pág 68



EXTERIOR-OUTDOOR

KINKÉ pág 256



MAYA pág 266



Colgante exterior - Pendant outdoor

ANETO

Plafón exterior - Ceiling outdoor



ARCS

Aplique exterior - Wall light outdoor



ASTÚN

Farol exterior portátil- Portable outdoor lantern



AVORIAZ

Lámpara suelo exterior- Ground Lamps Outdoor
Colgante exterior - Pendant outdoor



BARREL

Farol exterior portátil- Portable outdoor lantern



BORA

Aplique exterior - Wall light outdoor



CERLER

Aplique exterior - Wall light outdoor



DAVOS

Aplique exterior - Wall light outdoor



ESPIGA

Lámpara de pie - Floor lamp outdoor



EVEREST

Aplique exterior - Wall light outdoor



FLAME

Lámpara de pie - Floor lamp
Lámpara Suelo Exterior - Ground Lamps Outdoor



IGUAZÚ

Aplique exterior - Wall light outdoor



JACKSON

Aplique exterior - Wall light outdoor



K2

Farol exterior portátil- Portable outdoor lantern



KANDANCHÚ

Aplique exterior - Wall light outdoor



KINKÉ

Colgante & Portátil exterior
Pendant & Portable outdoor



MAYA

Aplique exterior - Wall light outdoor
Sobremuro - Overwall
Plafón exterior - Ceiling outdoor
Colgante exterior - Pendant outdoor



MERIBEL

Aplique exterior - Wall light outdoor
Sobremuro - Overwall



RODAS

Aplique exterior - Wall light outdoor



SOCHI

Aplique exterior - Wall light outdoor



TEJA

Aplique exterior - Wall light outdoor



TIGNES

Aplique exterior - Wall light outdoor
Baliza - Bollard outdoor



TRIAx

Aplique exterior - Wall light outdoor



VOLCANO


Aplique exterior - Wall light outdoor




WAZOWSKY

Farol exterior portátil- Portable outdoor lantern





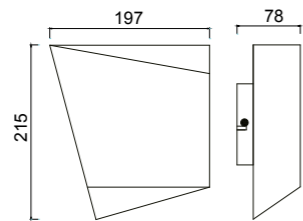




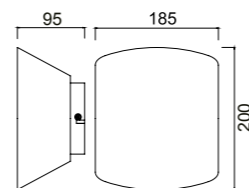
6222 Negro-Black
1L x GX53 máx. 20 W



6220 Blanco-White
1L x GX53 máx. 20 W



6221 Blanco-White
1L x GX53 máx. 20 W



Metal-Metal 220-240V~50/60Hz OAMI004721413 - 026

Bombillas Recomendadas
Suggested Bulbs



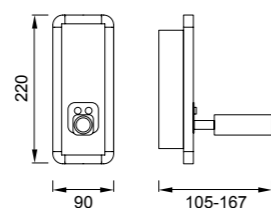
R09224 3000K
R09225 4000K

pág. 292

5257 Blanco-White
LED 5+5W 700 lm



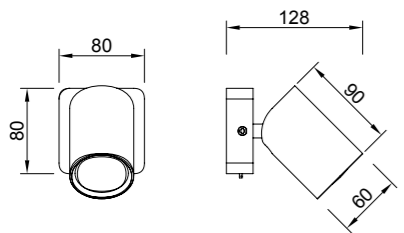
Difusor central iluminado
Illuminated central diffuser



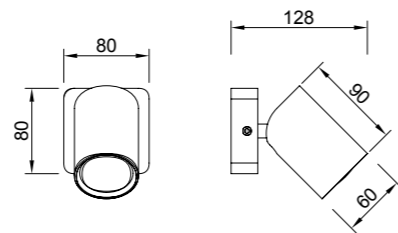
Aluminio/Acrílico - Aluminium/Acrylic 100-240V~50/60Hz CRI: > 80




6284 Blanco-White
1L x GU10 máx 10W
Con interruptor - With switch



6283 Blanco-White
1L x GU10 máx 10W
Sin interruptor - No switch



6283 Aplique/Foco
Sin interruptor - No switch
pág. 132



6281 Regleta-Spot light
pág. 118



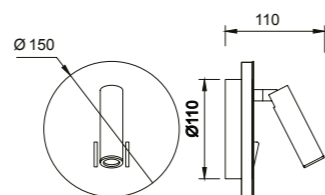
Aluminio - Aluminium 220-240V-50/60Hz



6080 Blanco-White
LED 3W + 6W 210 + 410 Lumens



6081 Satin-Satin
LED 3W + 6W 210 + 410 Lumens



6082 Cuero-Antique Brass
LED 3W + 6W 210 + 410 Lumens



Aluminio - Aluminium 220-240V~50/60Hz CRI: > 80



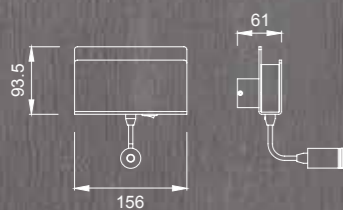
CABARETE

3000K

Aplique - Wall light



5715 Blanco - White
LED 3+3W 470 Lumens



Aluminio - Aluminium 220-240V~50/60Hz CRI:> 80

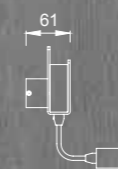
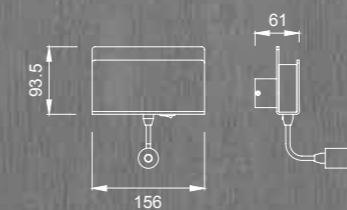
Aplique - Wall light

CABARETE

3000K

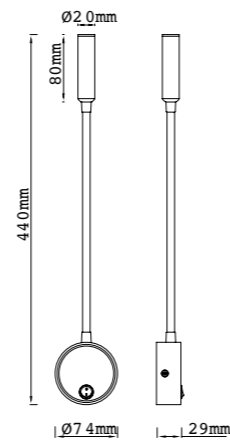


5714 Negro Mate - Matt Black
LED 3+3W 470 Lumens

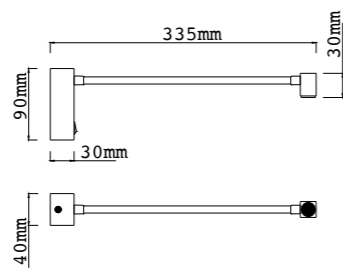




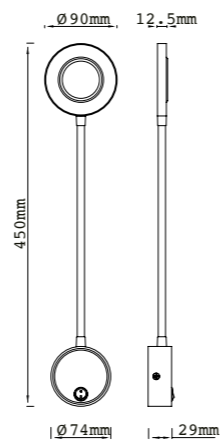
6046 Blanco-White
LED 3W 185 Lumens



6048 Blanco-White
LED 3W 185 Lumens



6050 Blanco-White
LED 5W 285 Lumens



6047 Negro-Black
LED 3W 185 Lumens



6049 Negro-Black
LED 3W 185 Lumens



6051 Negro-Black
LED 5W 285 Lumens



Aluminio - Aluminium 100-250V~50/60Hz CRI: > 80

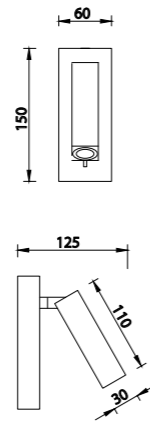
6070 Blanco-White
LED 3W 210 Lumens



6071 Satin-Satin
LED 3W 210 Lumens



6072 Cuero-Antique Brass
LED 3W 210 Lumens



Aluminio - Aluminium 100-240V~50/60Hz CRI: > 80



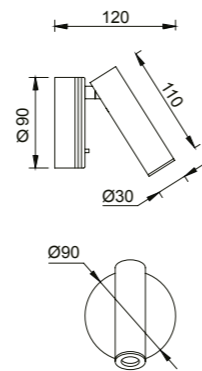
6075 Blanco-White
LED 3W 210 Lumens



6076 Satin-Satin
LED 3W 210 Lumens



6077 Cuero-Antique Brass
LED 3W 210 Lumens



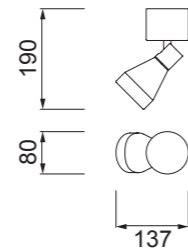
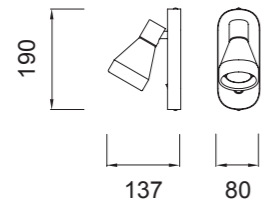
Aluminio - Aluminium 100-240V~50/60Hz CRI:>80



5847 Blanco mate -Matt White
1L x GU10 máx. 12W
Con interruptor - With switch



5849 Blanco mate -Matt White
1L x GU10 máx. 12W
Sin interruptor - No switch



5621
pág. 110



5843
pág. 120



5850
pág. 142



Metal - Metal 220-240V - 50/60Hz



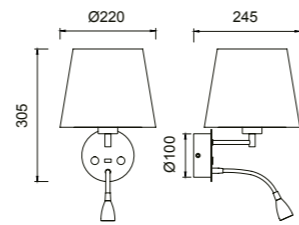
6091 Blanco-White



6093 Cuero-Antique Brass



6092 Satin-Satin



1L x E27 máx.20W
 3W LED 3000 K Lector / Reader
 210 lumenes
 USB Cargador / Charger
 Pantalla Blanca / White shade



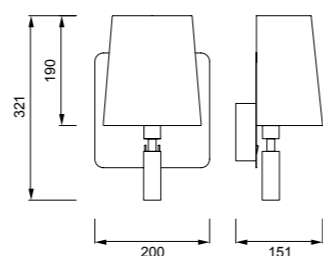
Aluminio - Aluminium 220-240V~50/60Hz CRI: > 80




5232 Niquel Satinado-Satin Nickel
 Pantalla blanca-White shade
 1 x E27 máx. 13W + 1 x 3W LED 200 lm 4000K



Doble interruptor/Double switch



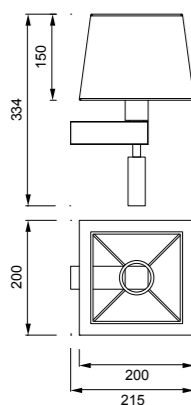
Tela / PVC / Acero - Fabric / PVC / Steel 220-240V~50/60Hz CRI: > 80





5233 *Bronce-Bronze*
1 × E27 máx. 13W + 1 × 3W LED 200 lm 4000K

5240 *Pantalla - Shade*

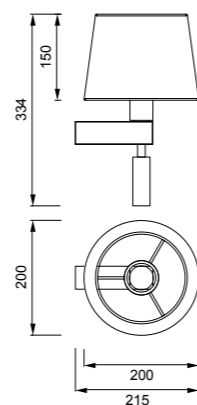


Doble interruptor/Double switch



5234 *Niquel Satinado-Satin Nickel*
1 × E27 máx. 13W + 1 × 3W LED 200 lm 4000K

5237 *Pantalla -Shade*



*Seleccionar referencia producto + referencia pantalla / Select product reference + shade reference



Tela / PVC / Acero - Fabric / PVC / Steel 220-240V~50/60Hz CRI:> 80



5235 *Bronce-Bronze*
1 × E27 máx. 13W

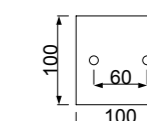
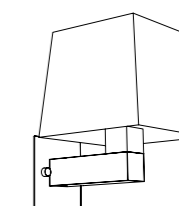
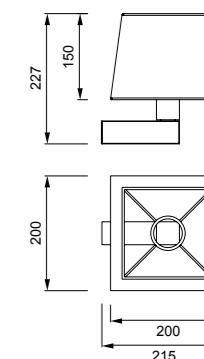
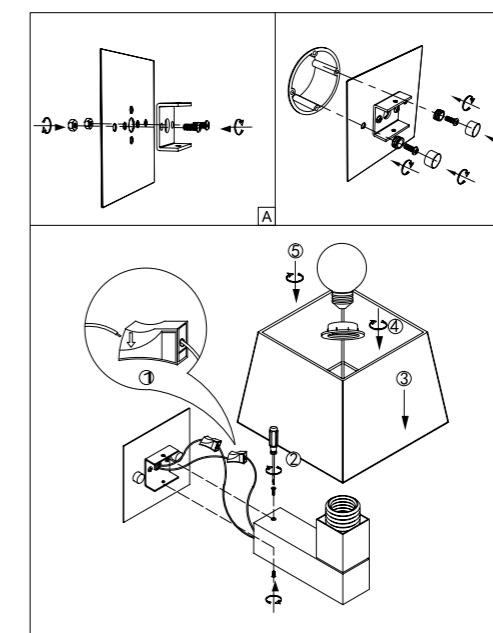
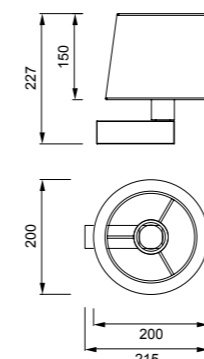
5238 *Pantalla - Shade*

5236 *Niquel Satinado-Satin Nickel*
1 × E27 máx. 13W

5239 *Pantalla - Shade*

5236 *Niquel Satinado-Satin Nickel*
1 × E27 máx. 13W

5239 *Pantalla - Shade*
5170 *Plaque kit*



Ref. Kit placa / Ref. plaque kitw	5171
Aplicación/Product	5235 - 5233
Color	Bronce / Bronze
Material	Metálico/Metal

Ref. Kit placa / Ref. plaque kit	5170
Aplicación/Product	5236 - 5234
Color	Niquel satinado / Santin nickel
Material	Metálico/Metal



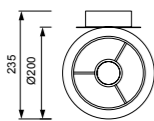
5316 Blanco Cromo-White Chrome
1 x E27 máx. 13W + 1 x 3W LED 4000 K



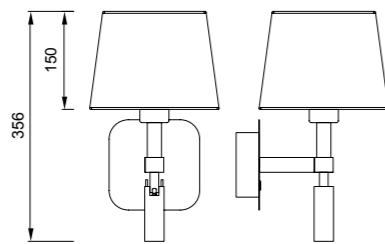
5317 Negro Cromo-Black Chrome
1 x E27 máx. 13W + 1 x 3W LED 4000 K

5237 Pantalla -S shade

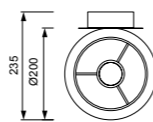
5238 Pantalla - Shade



Pantalla circular/Round lampshade



Doble interruptor/Double switch



Pantalla cuadrada/Square lampshade

*Seleccionar referencia producto + referencia pantalla / Select product reference + shade reference

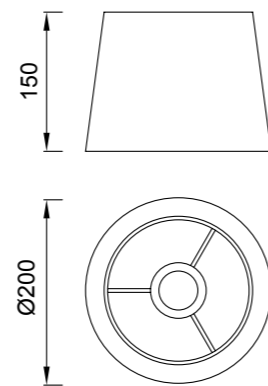
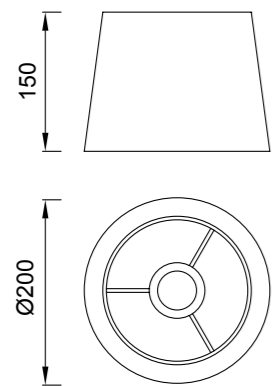


Metal / Metal 220-240V~50/60Hz



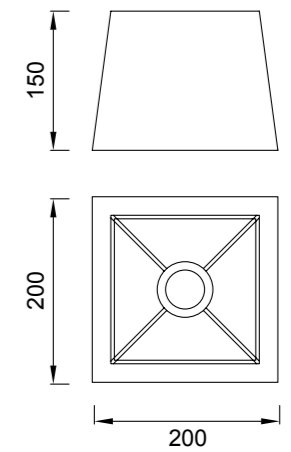
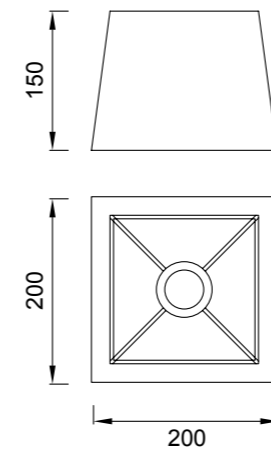

PANTALLAS PARA APLIQUE / SHADES FOR WALL LAMP

Ref. Pantallas / Ref. Shade	5237	5238
Aplicación/Product	Aplique/Wall lamp	Aplique/Wall lamp
Color	Blanco/White	Negro/Black
Material	Tela de fibra/Fiber cloth	Tela de fibra/Fiber cloth
Dimensiones/Dimensions (mm)	Ø200*H150	Ø200*H150



PANTALLAS PARA APLIQUE / SHADES FOR WALL LAMP

Ref. Pantallas / Ref. Shade	5239	5240
Aplicación/Product	Aplique/Wall lamp	Aplique/Wall lamp
Color	Blanco/White	Negro/Black
Material	Tela de fibra/Fiber cloth	Tela de fibra/Fiber cloth
Dimensiones/Dimensions (mm)	L200*H150*W200	L200*H150*W200

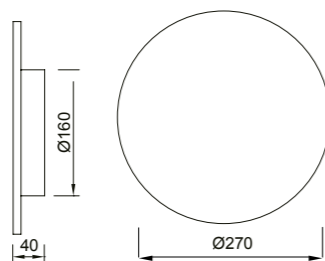


BORA BORA
3000K

Aplique - Wall light

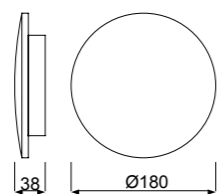


C0117 Blanco-White
LED 16W 1350 Lumens 3000K



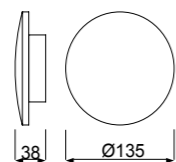
C0118 Plata-Silver
LED 16W 1350 Lumens 3000K

C0102 Blanco-White
LED 12W 1080 Lumens 3000K



C0112 Plata-Silver
LED 12W 1080 Lumens 3000K

C0101 Blanco-White
LED 6W 540 Lumens 3000K



C0111 Plata-Silver
LED 6W 540 Lumens 3000K




Aluminio - Aluminium 100-240V~50/60Hz CRI: > 80

C0112

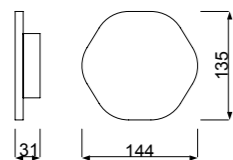
BORA BORA





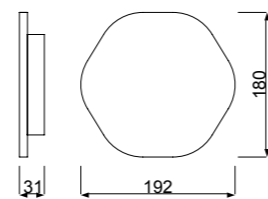
C0105 Blanco-White
LED 6W 540 Lumens 3000K


C0115 Plata-Silver
LED 6W 540 Lumens 3000K



C0116 Plata-Silver
LED 12W 1080 Lumens 3000K

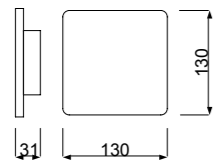
C0106 Blanco-White
LED 12W 1080 Lumens 3000K





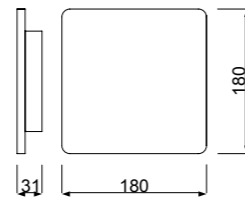
C0103 Blanco-White
LED 6W 540 Lumens 3000K

C0113 Plata-Silver
LED 6W 540 Lumens 3000K



C0114 Plata-Silver
LED 12W 1080 Lumens 3000K

C0104 Blanco-White
LED 12W 1080 Lumens 3000K

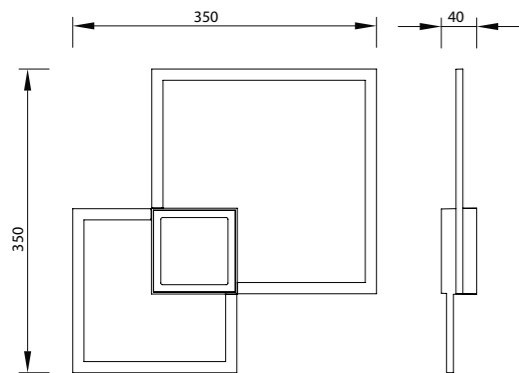



Aluminio - Aluminium 100-240V~50/60Hz CRI: > 80

C0114



6231 Blanco-White
LED 24W 1440 Lumens




6562
pág. 108



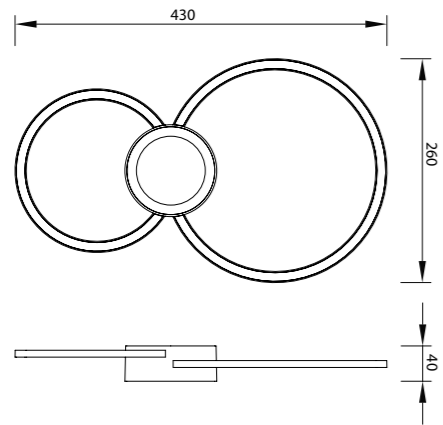

6560/6561
pág. 88



Aluminio - Aluminium 100-240V~50/60Hz CRI:>80



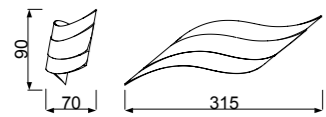


6230 Blanco-White
LED 24W 1440 Lumens



Aluminio - Aluminium 100-240V-50/60Hz CRI: > 80




C0089 Blanco Mate-MattWhite
LED 6W 3000K 540lm


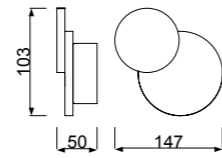


Aluminio - Aluminium 220-240V~ 50/60Hz CRI: > 80


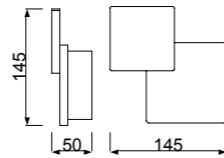




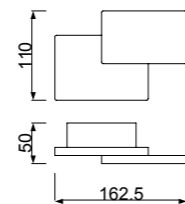
C0142 Blanco Mate-MattWhite
LED 5W 3000K 450 lm



C0141 Blanco Mate-MattWhite
LED 5W 3000K 450 lm



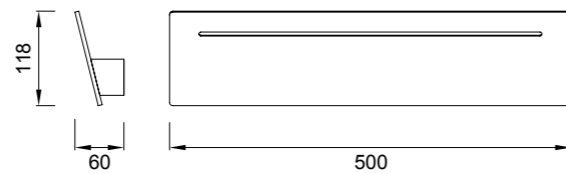
C0143 Blanco Mate-MattWhite
LED 5W 3000K 450 lm



Aluminio - Aluminium 220-240V~ 50/60Hz CRI: > 80



5122 Blanco-White
12W 1080 Lumens 4000 K



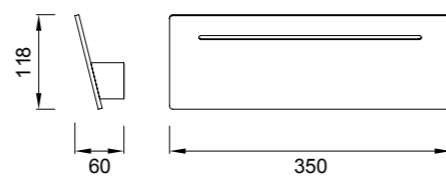
Aluminio - Aluminium 100-250V~50/60Hz CRI: > 80





6254 Blanco-White
16W 1410 Lumens 3000 K

5121 Blanco-White
8W 720 Lumens 4000 K

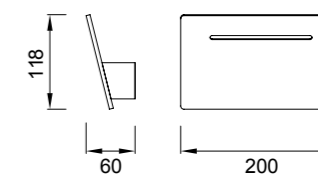


Aluminio - Aluminium 220-240V~50/60Hz CRI: > 80



6253 Blanco-White
8W 720 Lumens 3000 K

5120 Blanco-White
4W 360 Lumens 4000 K



Aluminio - Aluminium 220-240V~50/60Hz CRI: > 80

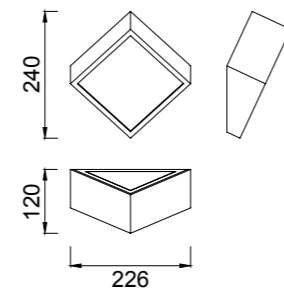
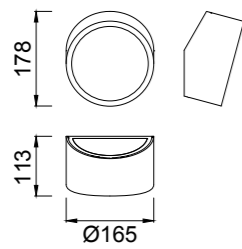


5482 Plata-Silver
2L×G9 máx 5W

5481 Blanco-White
2L×G9 máx 5W

5480 Blanco-White
2L×G9 máx 5W

5483 Plata-Silver
2L×G9 máx 5W

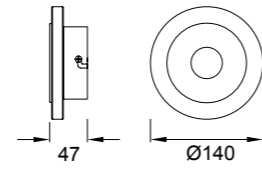


6164
pág. 90

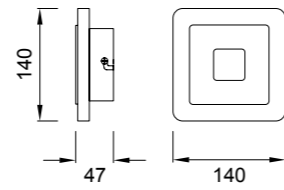




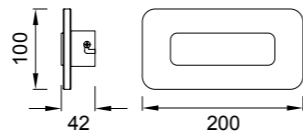
5123 Niquel satinado - *Satin nickel*
LED 4W 4000K 360 lm



5124 Niquel satinado - *Satin nickel*
LED 4W 4000K 360 lm



5125 Niquel satinado - *Satin nickel*
LED 6W 4000K 540 lm



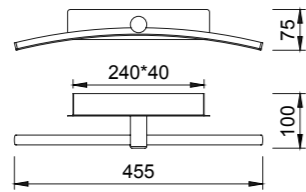
Aluminio Acrilico - Aluminium Acrylic 220-240V~ 50Hz CRI: > 80





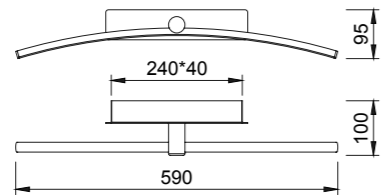
6370 Cromo-Chrome
LED 8W 421 Lumens 3000K

6372 Cromo-Chrome
LED 8W 465 Lumens 4000K



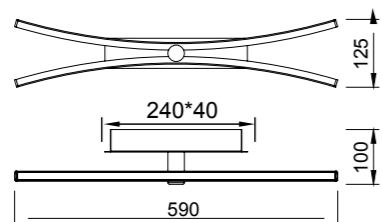
6371 Cromo-Chrome
LED 12W 716 Lumens 3000K

6373 Cromo-Chrome
LED 12W 760 Lumens 4000K



6374 Cromo-Chrome
LED 24W 1497 Lumens 3000K

6375 Cromo-Chrome
LED 24W 1560 Lumens 4000K



Aluminio - Aluminium 175-265V~ 50/60Hz CRI:> 80

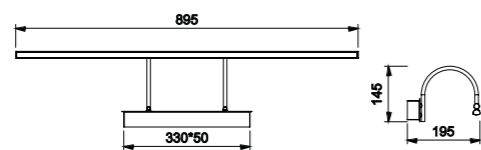
ErP
COMPLIANT



6385 Cuero-Antique Brass
LED 18W 1257 Lumens



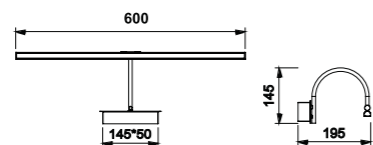
6384 Cromo-Chrome
LED 18W 1257 Lumens



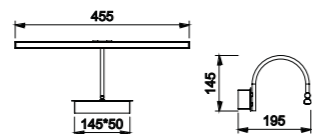
6383 Cuero-Antique Brass
LED 12W 908 Lumens




6381 Cromo-Chrome
LED 12W 908 Lumens



6382 Cuero-Antique Brass
LED 8W 619 Lumens



6380 Cromo-Chrome
LED 8W 619 Lumens



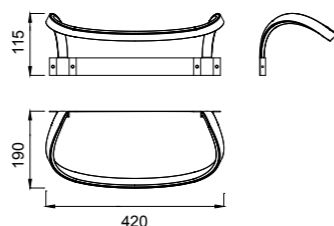
RoHS
compliant

6384 - 6381 - 6380



Aluminio - Aluminium 175-265V - 50/60Hz

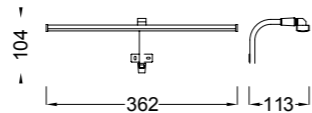
5087 Plata Cromo-Silver Chrome
LED 12W 4000K 840 lm




Aluminio - Aluminium 100-240V~50/60Hz CRI: > 80



5085 Plata Cromo-Silver Chrome
LED 6W 4000K 420 lm



Aluminio - Aluminium 100-240V~50/60Hz CRI: > 80



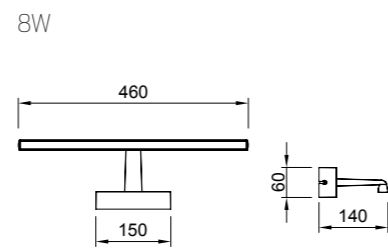
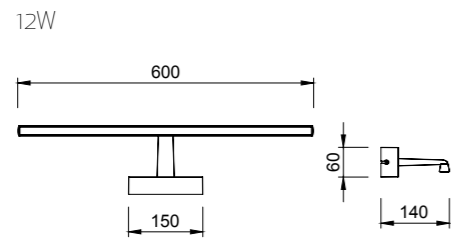


6361 Cromo-Chrome
LED 12W 795 Lumens 3000K

6363 Cromo-Chrome
LED 12W 840 Lumens 4000K

6360 Cromo-Chrome
LED 8W 447 Lumens 3000K

6362 Cromo-Chrome
LED 8W 475 Lumens 4000K



6365 Blanco-White
LED 12W 840 lm 4000K

6364 Blanco-White
LED 8W 475 lm 4000K


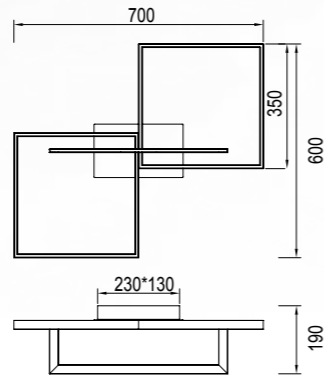



Aluminio - Aluminium 175-265V~50/60Hz CRI:> 80



6560 Blanco-White
LED 48W 3000K 3840 lm

6561 Blanco-White
LED 48W 3000K 3840 lm




6231
pág. 62




6562
pág. 108

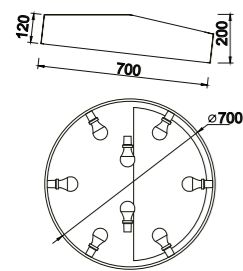


Aluminio - Aluminium 220-240V-50/60Hz CRI: > 80

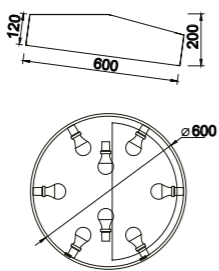




6164 Blanco-White
8L x E27 máx 20W

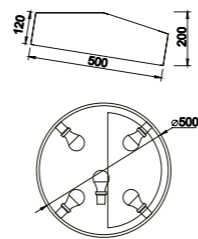


6166 Blanco-White
8L x E27 máx 20W



○ **6168** Blanco-White
5L x E27 máx 20W

● **6169** Plata-Silver
5L x E27 máx 20W



ErP
COMPLIANT

RoHS
compliant

6164




5482
pág. 74



Metal/Acrílico - Metal/Acrylic 220-240V ~ 50/60Hz OAMI 003390038 - 0005 / 0006



Metal/Acrílico - Metal/Acrylic 220-240V ~ 50/60Hz OAMI 003390038 - 0005 / 0006

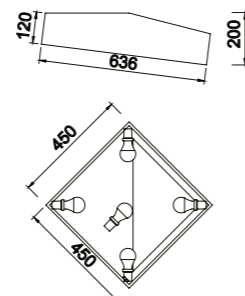
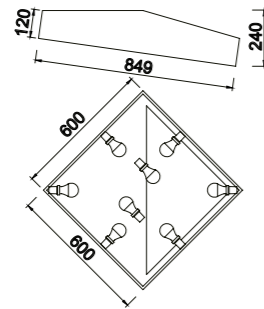


6160 Blanco-White
8L x E27 máx 20W

6162 Blanco-White
5L x E27 máx 20W



6163 Plata-Silver
5L x E27 máx 20W



5481
pág. 74

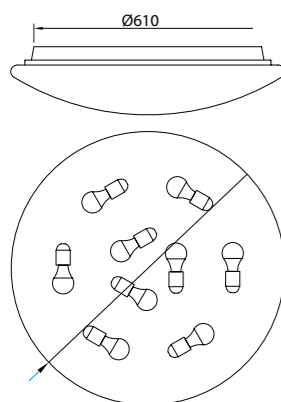


Metal/Acrílico - Metal/Acrylic 220-240V ~50/60Hz

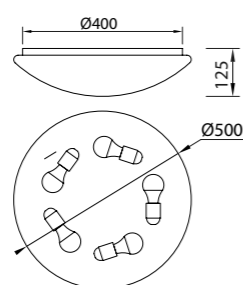




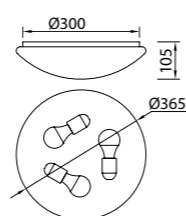
6055 Blanco-White
9L x E27 máx. 20W



5410 Blanco-White
5L x E27 máx. 20W




5411 Blanco-White
3L x E27 máx. 20W



Metal/Acrílico - Metal/Acrylic 220-240V ~ 50/60Hz



6055 - 5410

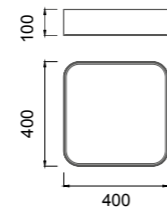
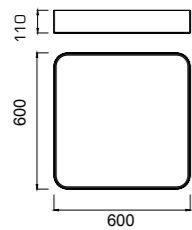


5513 Blanco-White
LED 80W 6000 Lumens 4200K

5502 Blanco-White
LED 35W 2625 Lumens 4200K

6153 Blanco-White
LED 80W 5650 Lumens 3000K

6152 Blanco-White
LED 35W 2350 Lumens 3000K



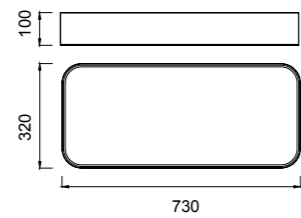

Metal Acrílico - Metal Acrylic 100-250V~50/60Hz CRI: > 80



5503 Blanco-White
LED 85W 6375 Lumens 4200K



5501 Blanco-White
LED 50 W 3750 Lumens 4200K

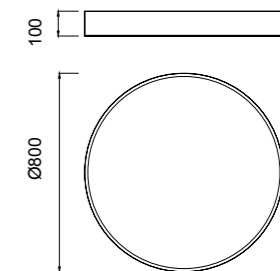
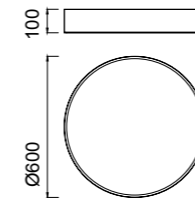


5500 Blanco-White
LED 50 W 3750 Lumens 4200K

6150 Blanco-White
LED 50 W 3500 Lumens 3000K

5508 Blanco-White
LED 90W 6750 Lumens 4200K

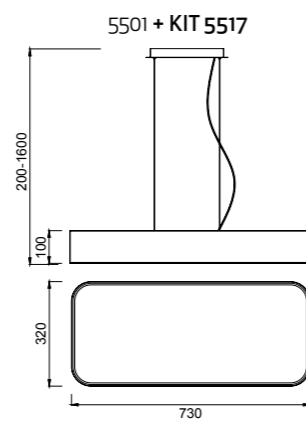
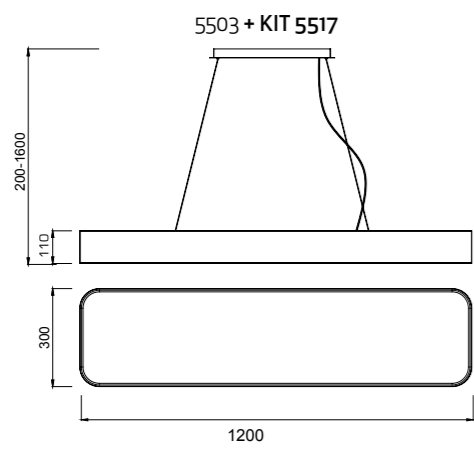
6151 Blanco-White
LED 90 W 6400 Lumens 3000K



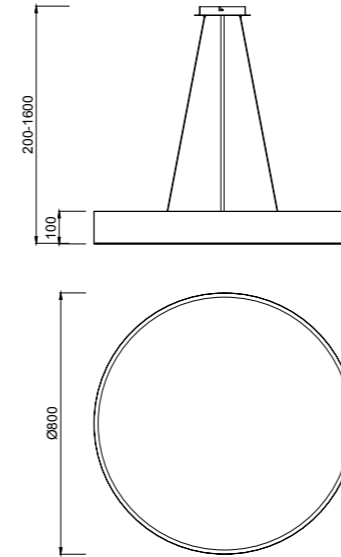
Metal Acrílico - Metal Acrylic 100-250V~ 50/60Hz CRI: > 80



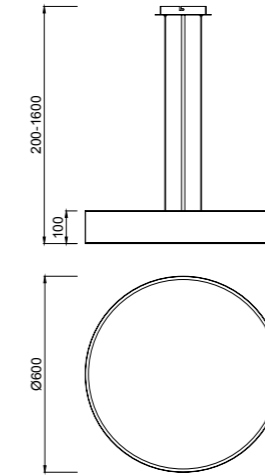
Metal Acrílico - Metal Acrylic 100-250V~ 50/60Hz CRI: > 80



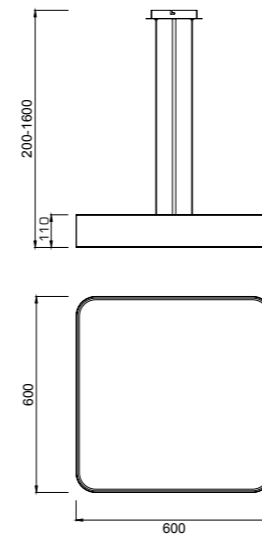
6151 + KIT 5515
5508 + KIT 5515



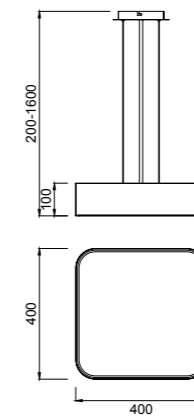
6150 + KIT 5515
5500 + KIT 5515



6153 + KIT 5516
5513 + KIT 5516



6152 + KIT 5516
5502 + KIT 5516



SAONA SUPERFICIE

6626 Blanco Mate - Matt White
LED 30W 2550 lm 3000K

6627 Blanco Mate - Matt White
LED 30W 2700 lm 4000K



6624 Blanco Mate - Matt White
LED 24W 2040 lm 3000K

6625 Blanco Mate - Matt White
LED 24W 2160 lm 4000K



6622 Blanco Mate - Matt White
LED 14W 1190 lm 3000K

6623 Blanco Mate - Matt White
LED 14W 1260 lm 4000K



6620 Blanco Mate - Matt White
LED 8W 680 lm 3000K

6621 Blanco Mate - Matt White
LED 8W 720 lm 4000K



SAONA SUPERFICIE



Downlight en superficie para paredes y soluciones sin falso techo.



Aluminio - Aluminium 200-240V~ 50/60Hz CRI: > 80



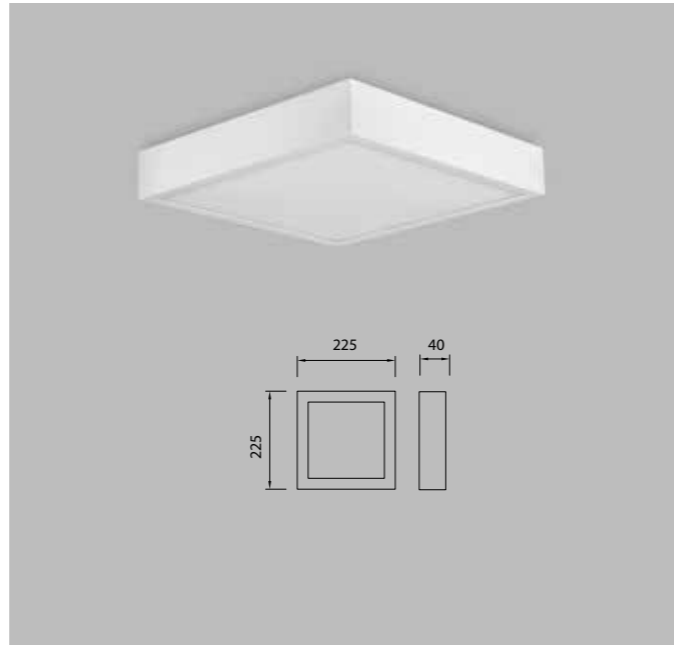
6634 Blanco Mate - Matt White
LED 30W 2550 lm 3000K

6635 Blanco Mate - Matt White
LED 30W 2700 lm 4000K



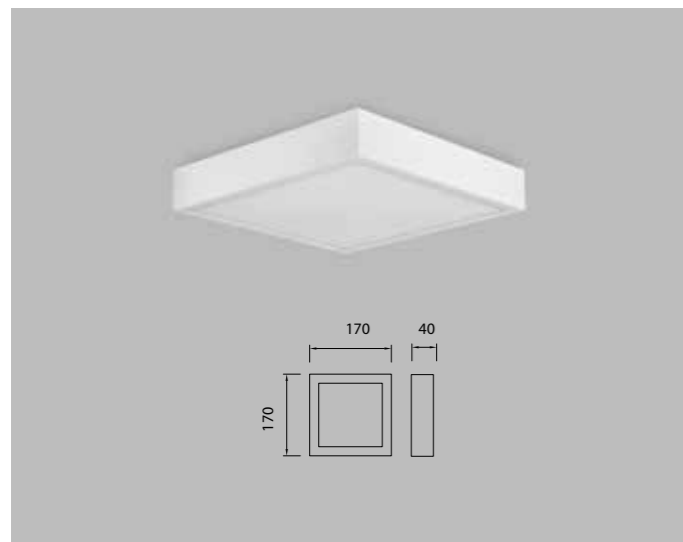
6632 Blanco Mate - Matt White
LED 24W 2040 lm 3000K

6633 Blanco Mate - Matt White
LED 24W 2160 lm 4000K



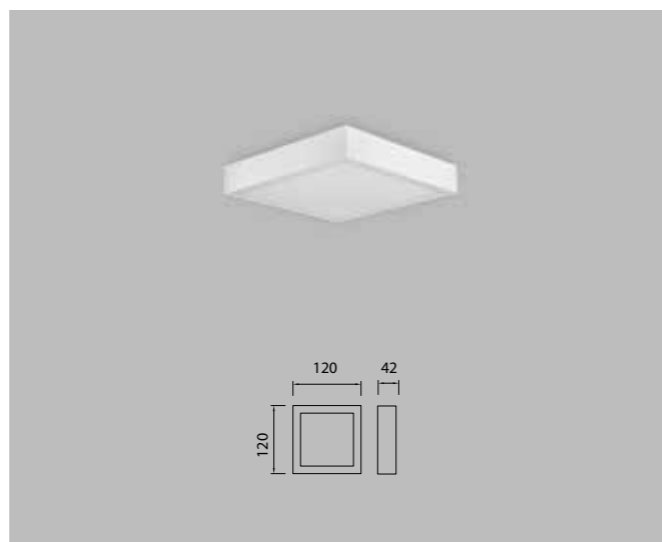
6630 Blanco Mate - Matt White
LED 14W 1190 lm 3000K

6631 Blanco Mate - Matt White
LED 14W 1260 lm 4000K



6628 Blanco Mate - Matt White
LED 8W 680 lm 3000K

6629 Blanco Mate - Matt White
LED 8W 720 lm 4000K




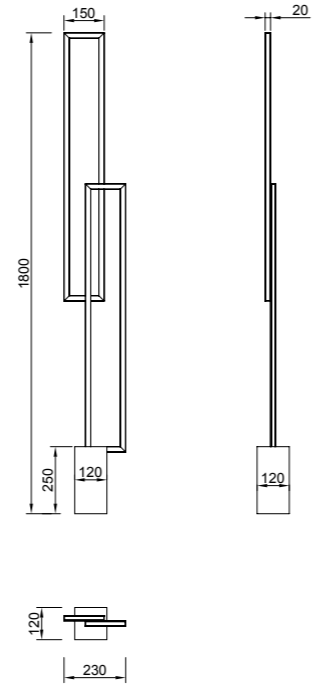

Downlight en superficie para paredes y soluciones sin falso techo.



Aluminio - Aluminium 200-240V~ 50/60Hz CRI: > 80



6563 Blanco-White Dimable
LED 48W 3000K 3800 lm



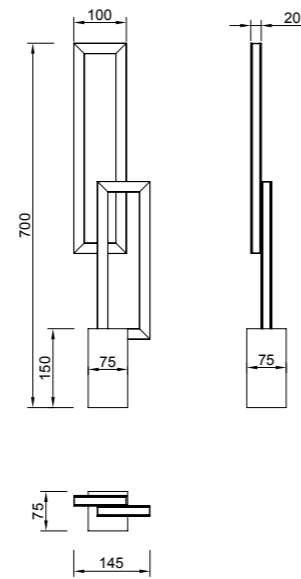
6231
pág. 62

6560/6561
pág. 88

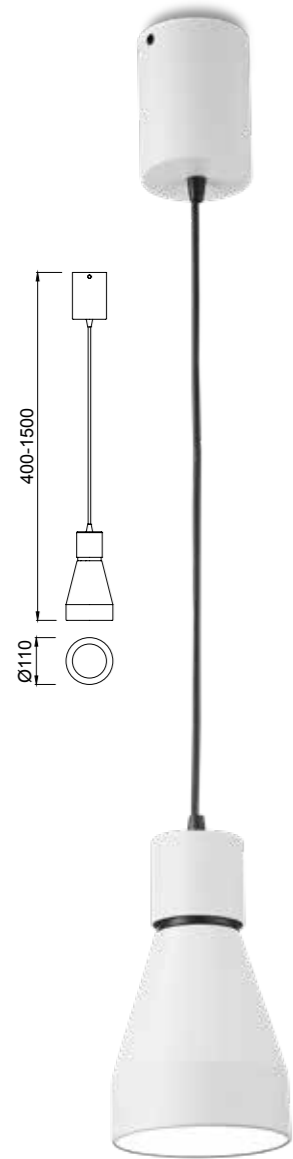


Aluminium /Iron/Acrílico - Aluminium /Iron/ Acrylic 220-240V~50/60Hz CRI: > 80

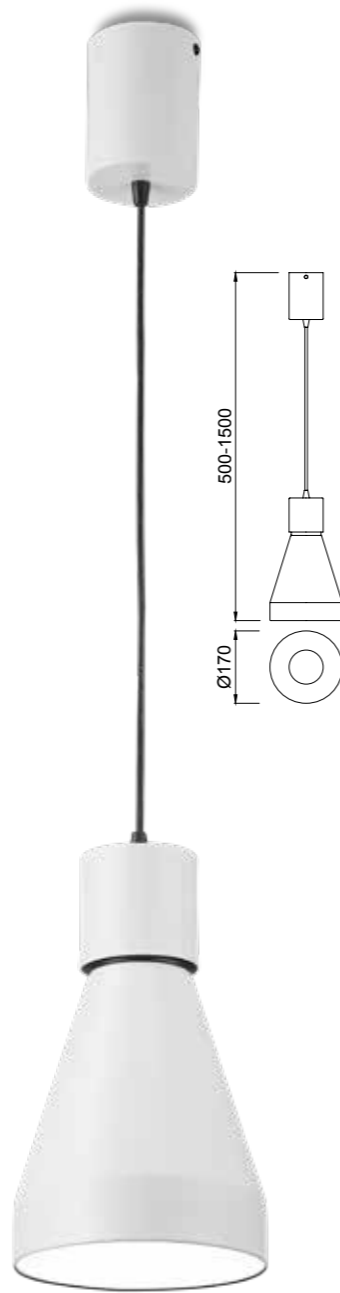
6562 Blanco-White
LED 18W 3000K 1380 lm



5621 Blanco mate -Matt White
1L x E27 máx 40W



5620 Blanco mate -Matt White
1L x E27 máx 40W



5847
pág. 44

5843
pág. 120

5850
pág. 143

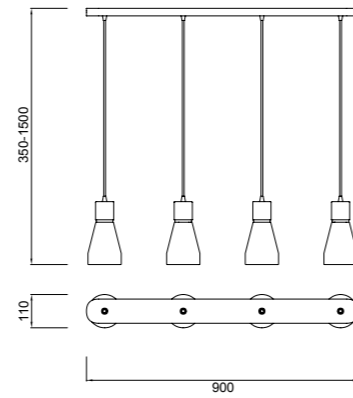


Metal - Metal 220-240V ~ 50/60Hz

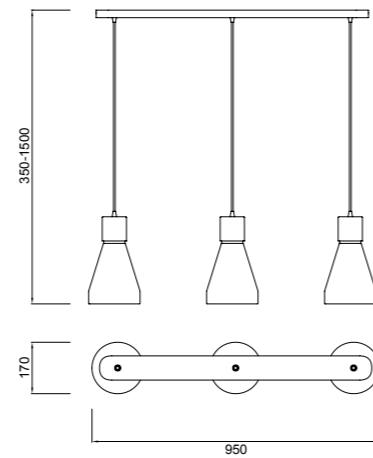




5840 Blanco mate-Matt White
4L × E27 máx 40W



5841 Blanco mate-Matt White
3L × E27 máx 40W




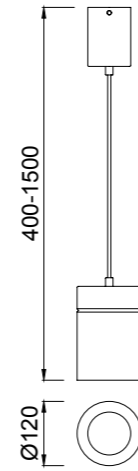
Metal - Metal 220-240V ~ 50/60Hz



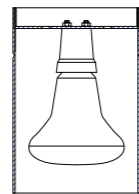


5622 Blanco mate -Matt White
1L x E27 máx. 15W

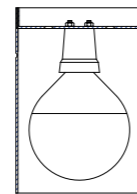
5624 Plata -Silver
1L x E27 máx. 15W



Standard Bulb: Ø60*108



R90 Bulb: Ø90*117




G95 Bulb: Ø95*131



5628
pág. 136



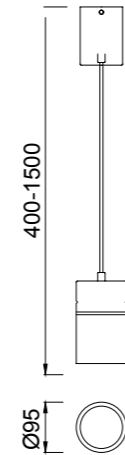
Metal - Metal 220-240V ~ 50/60Hz





5623 Blanco mate -Matt White
1L x E27 máx. 15W

5625 Plata -Silver
1L x E27 máx. 15W



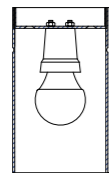
6044
pág. 144



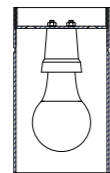
6016
pág. 134



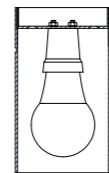
5629
pág. 138



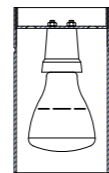
Sferic Bulb: Ø45*78



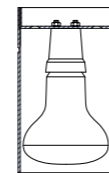
MiniStandard Bulb: Ø55*103



Standard Bulb: Ø60*108




R63 Bulb: Ø63*105



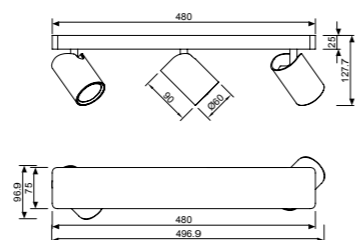
R80 Bulb: Ø80*116



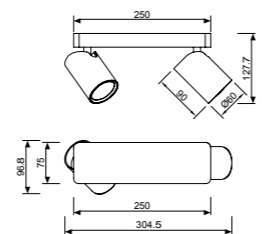
Metal - Metal 220-240V ~ 50/60Hz



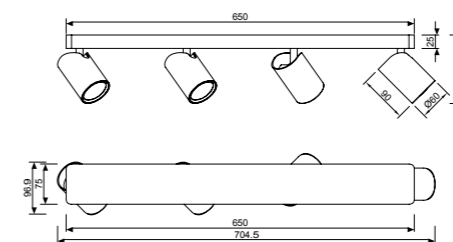
6281 Blanco -White
3L x GU10 máx. 50W



6282 Blanco -White
2L x GU10 máx. 50W



6280 Blanco -White
4L x GU10 máx. 50W



6284
pág. 32



6283
pág. 132

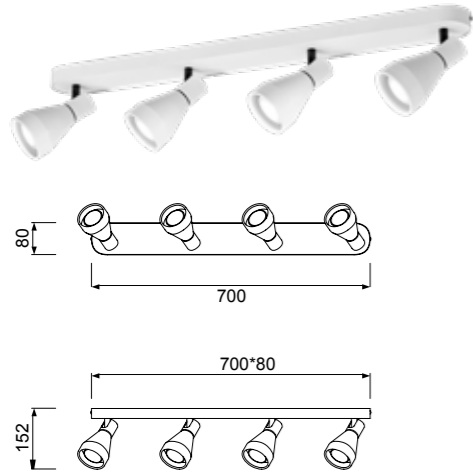


Aluminio - Aluminium 220-240V ~ 50/60Hz

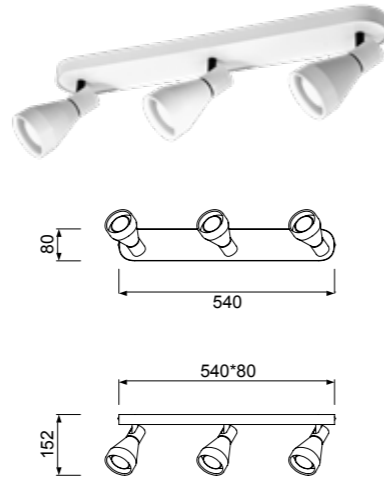


Aluminio - Aluminium 220-240V ~ 50/60Hz

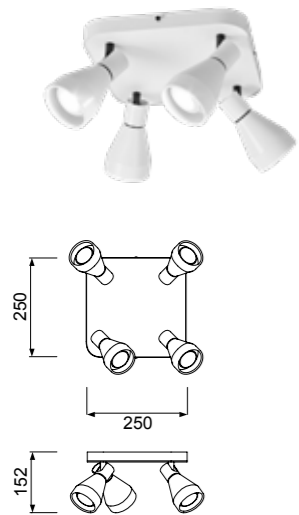
5842 Blanco mate -Matt White
4L x GU10 máx. 12W



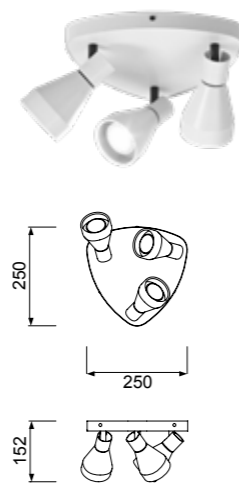
5843 Blanco mate -Matt White
3L x GU10 máx. 12W



5844 Blanco mate -Matt White
4L x GU10 máx. 12W




5845 Blanco mate -Matt White
3L x GU10 máx. 12W



5847
pág. 44

5620
pág. 110

5850
pág. 143



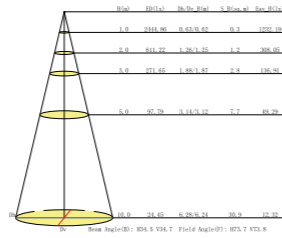
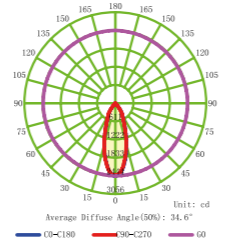
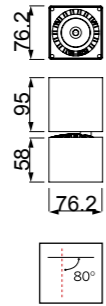
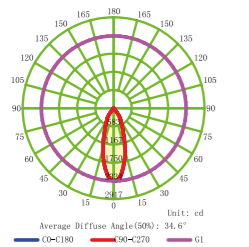
Metal - Metal 220-240V ~ 50/60Hz

ErP
COMPLIANT



Co087 Blanco Mate -Matt White
LED 12W 3000K 1040 lm

Co088 Blanco Mate -Matt White
LED 12W 4000K 1090 lm



Co088



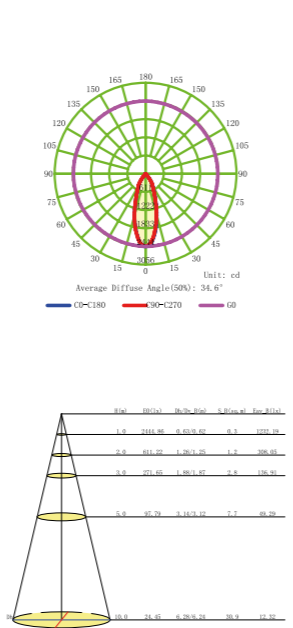
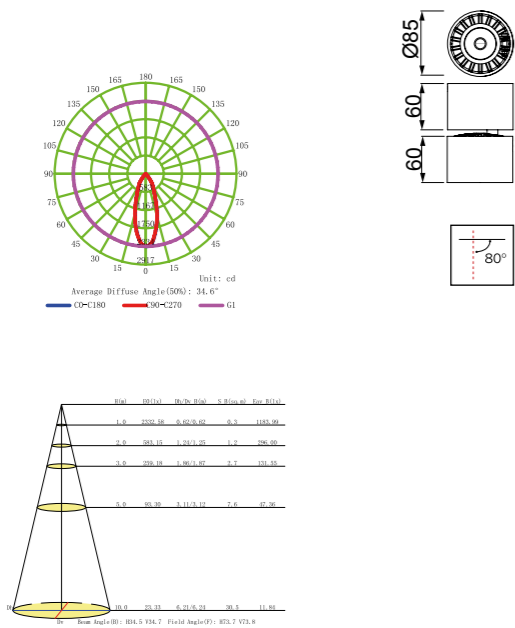
Aluminio - Aluminium 220-240V~50/60Hz CRI: > 80





C0085 Blanco Mate -Matt White
LED 12W 3000K 1040 lm

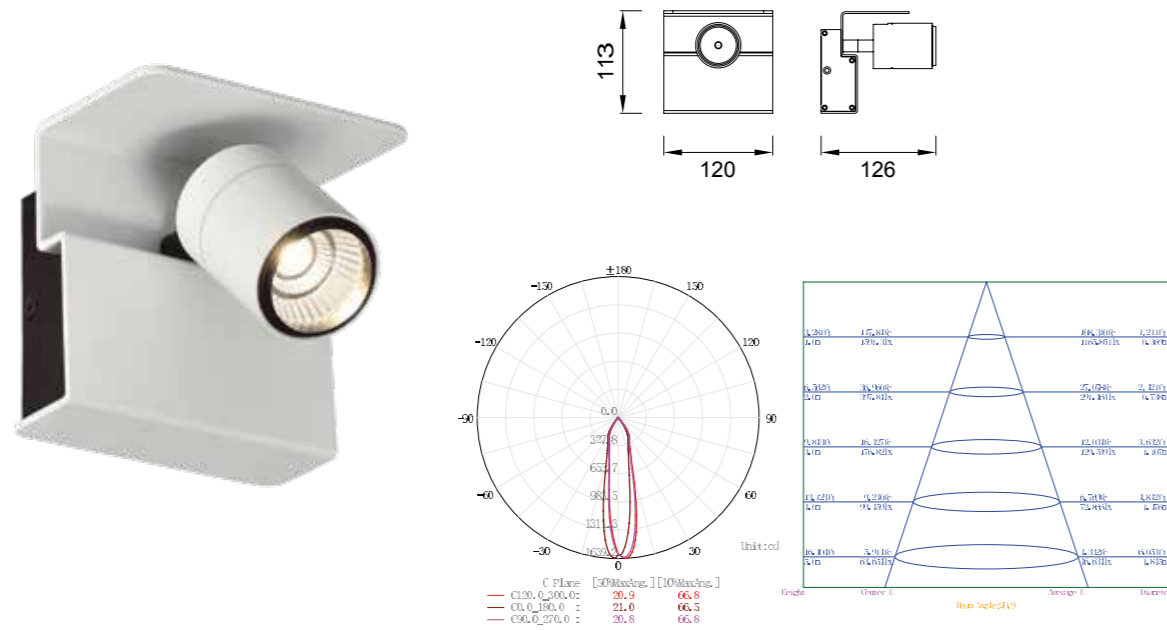
C0086 Blanco Mate -Matt White
LED 12W 4000K 1090 lm



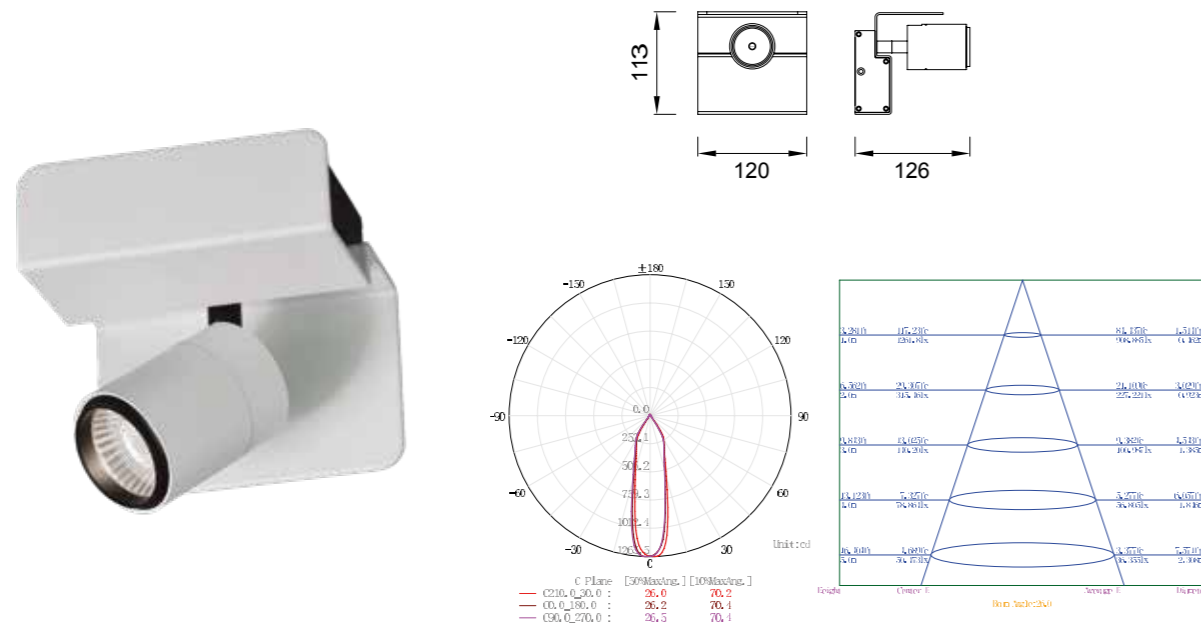
Aluminio - Aluminium 220-240V~50/60Hz CRI: > 80



5717 Blanco Mate + Negro -Matt White+Black
LED 7W 3000K 550 lm



5718 Blanco Mate + Negro -Matt White+Black
LED 7W 4000K 610 lm

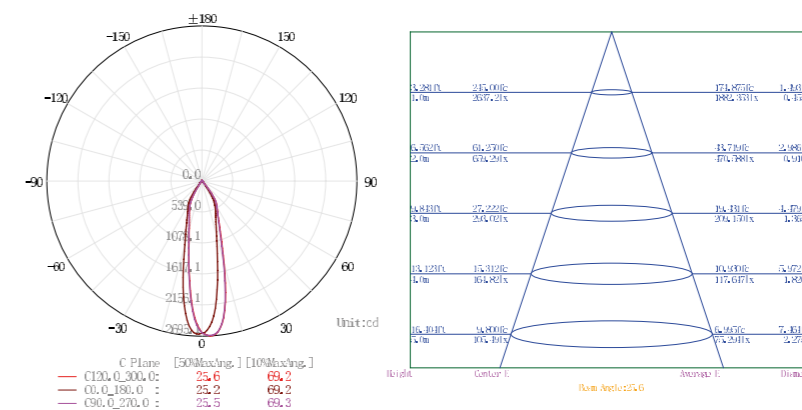
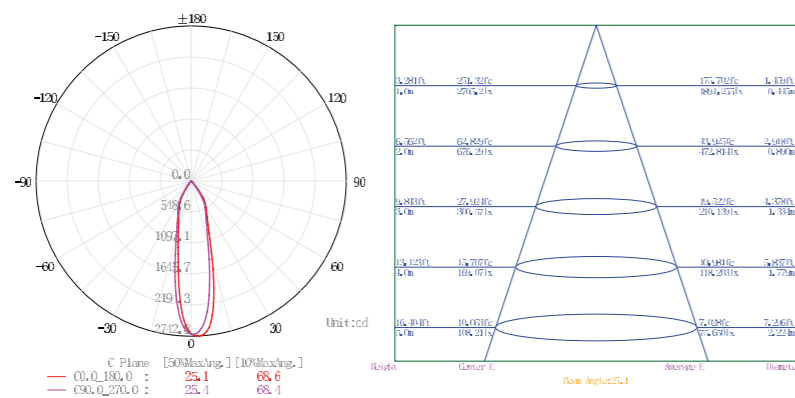
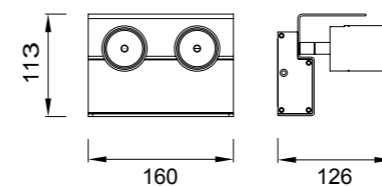
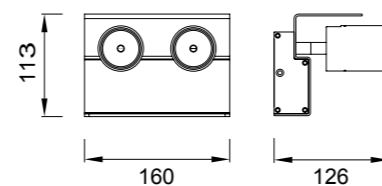


Aluminio - Aluminium 220-240V~50/60Hz CRI:> 80



5719 Blanco Mate + Negro -Matt White+Black
LED 2x7W 3000K 1100 lm

5720 Blanco Mate + Negro -Matt White+Black
LED 2x7W 4000K 1220 lm



Aluminio - Aluminium 220-240V~50/60Hz CRI: > 80

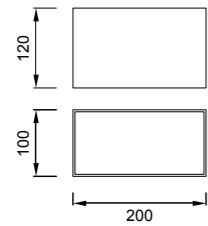


Aluminio - Aluminium 220-240V~50/60Hz CRI: > 80

5632 Blanco mate - Matt White
2X GU10 máx. 50 W



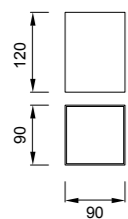
5630 Plata - Silver
2X GU10 máx. 50 W



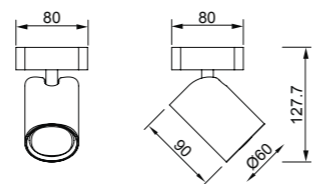
5633 Blanco mate - Matt White
1X GU10 máx. 50 W



5631 Plata - Silver
1X GU10 máx. 50 W



6283 Blanco mate - Matt White
1X GU10 máx. 50W




6280
pág. 119



6284
pág. 32

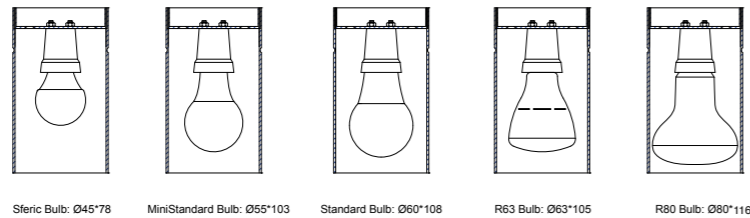
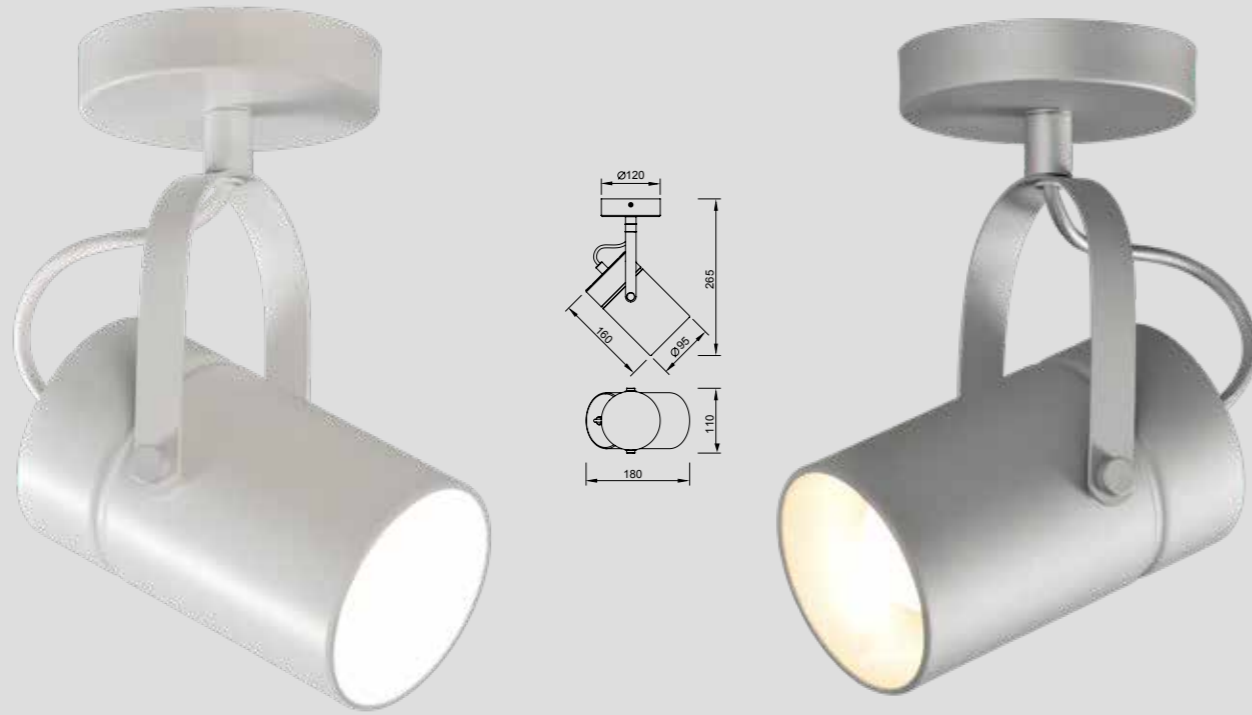


Aluminio - Aluminium 220-240V-50/60Hz



6015 Blanco -White
1L x E27 máx. 15W

6016 Plata -Silver
1L x E27 máx. 15W



Spheric Bulb: Ø45*78 MiniStandard Bulb: Ø55*103 Standard Bulb: Ø60*108 R63 Bulb: Ø63*105 R80 Bulb: Ø80*116



5625 pág. 116 5629 pág. 138 6044 pág. 144

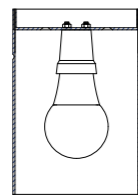
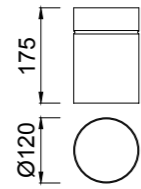


Metal - Metal 220-240V~50/60Hz

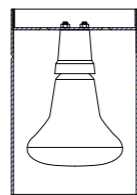


5628 Plata -Silver
1L x E27 máx. 15W

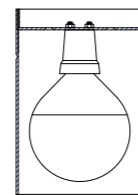
5626 Blanco -White
1L x E27 máx. 15W



Standard Bulb: Ø60*108



R90 Bulb: Ø90*117




G95 Bulb: Ø95*131



5624
pág. 114



Aluminio - Aluminium 220-240V~50/60Hz

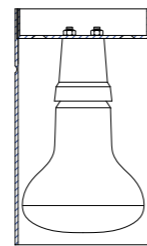
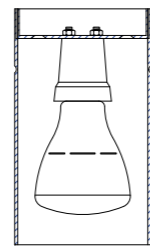
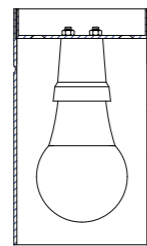
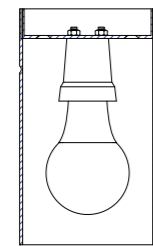
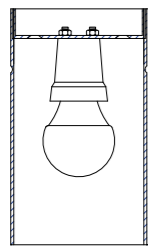
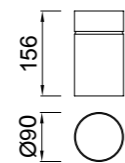


ErP
COMPLIANT

RoHS
compliant

5629 Plata -Silver
1L x E27 máx. 15W

5627 Blanco -White
1L x E27 máx. 15W



Sferic Bulb: Ø45*78

MiniStandard Bulb: Ø55*103

Standard Bulb: Ø60*108

R63 Bulb: Ø63*105

R80 Bulb: Ø80*116



6016
pág. 134

5625
pág. 116

6044
pág. 144

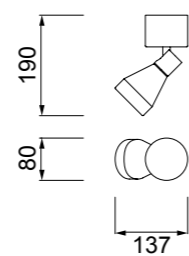


Aluminio - Aluminium 220-240V~50/60Hz



5626

5849 Blanco mate -Matt White
1L x GU10 máx. 12W



5847
pág. 44



5620
pág. 110

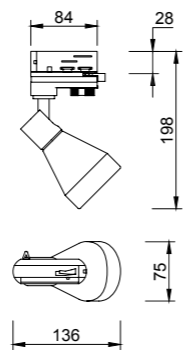


5843
pág. 120



Metal - Metal 220-240V~50/60Hz





5850 Blanco mate -Matt White
1L x GU10 máx.12W

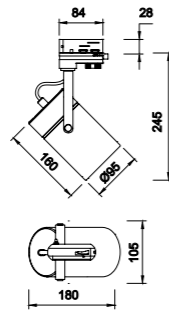
Carril trifásico (4 Cables) Track three phase (4 wires)



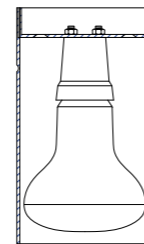
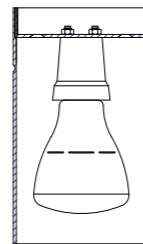
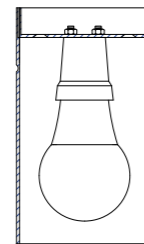
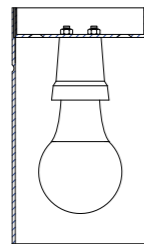
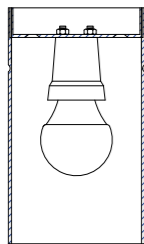
Metal - Metal 220-240V~50/60Hz

6044 Blanco -White
1L x E27 máx.15W

6045 Negro -Black
1L x E27 máx.15W



Carril trifásico (4 Cables) Track three phase (4 wires)



Spheric Bulb: Ø45*78

MiniStandard Bulb: Ø55*103

Standard Bulb: Ø60*108

R63 Bulb: Ø63*105

R80 Bulb: Ø80*116



6015
pág. 134



5629
pág. 138



5625
pág. 116



Metal - Metal 220-240V~50/60Hz



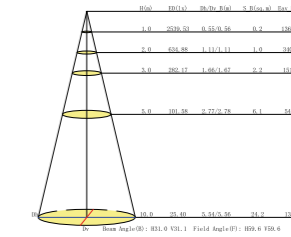
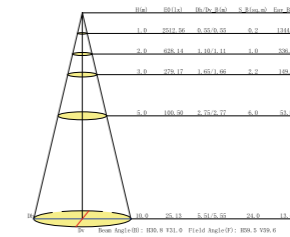
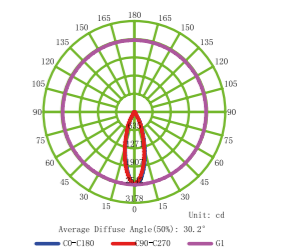
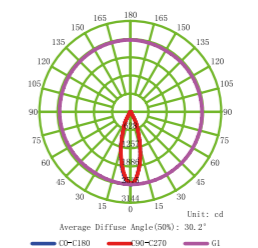

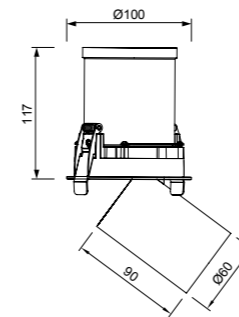
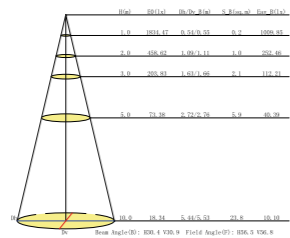
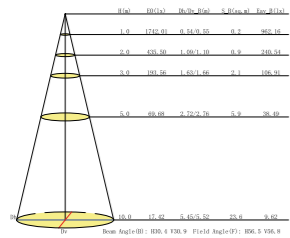
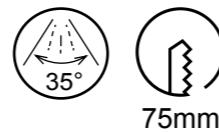
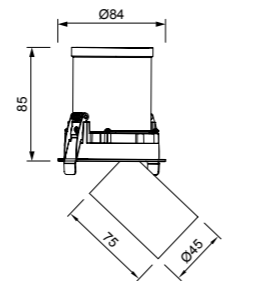
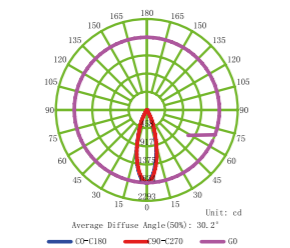
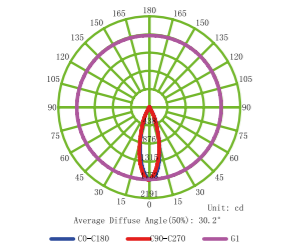


6400 Blanco -White
7W 610 lum 3000K

6401 Blanco -White
7W 630 lum 4000K

6402 Blanco -White
12W 1020 lum 3000K


6403 Blanco -White
12W 1080 lum 4000K



Aluminio - Aluminium 220-240V~50/60Hz CRI: > 80



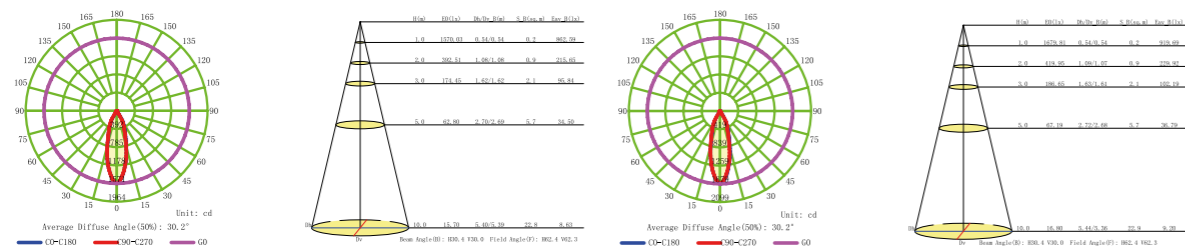
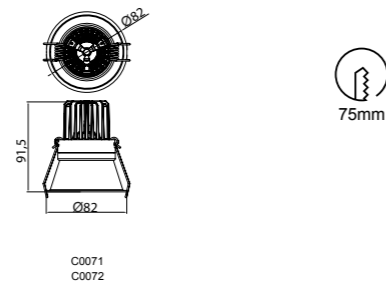
Aluminio - Aluminium 220-240V~50/60Hz CRI: > 80





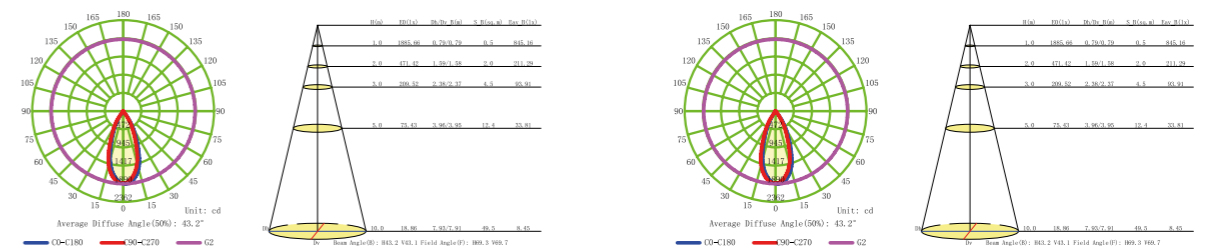
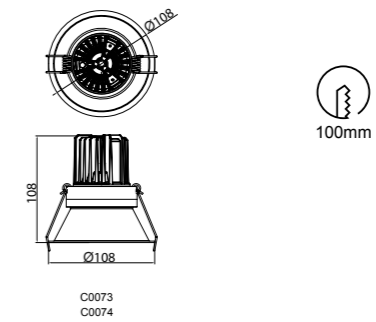
C0071 Blanco Mate -Matt White
LED 7W 3000K 610 lm

C0072 Blanco Mate -Matt White
LED 7W 4000K 650 lm



C0073 Blanco Mate -Matt White
LED 12W 3000K 1040 lm


C0074 Blanco Mate -Matt White
LED 12W 4000K 1080 lm



Aluminio - Aluminium 220-240V-50/60Hz CRI:> 80

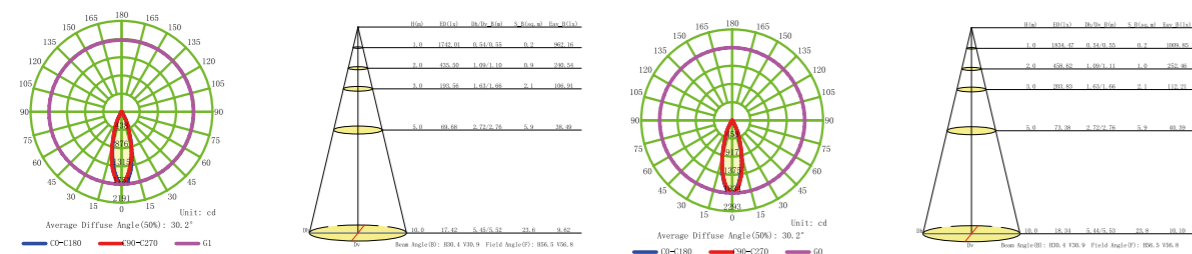
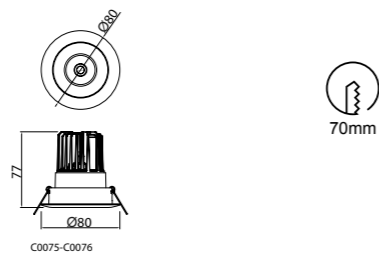


Aluminio - Aluminium 220-240V-50/60Hz CRI:> 80



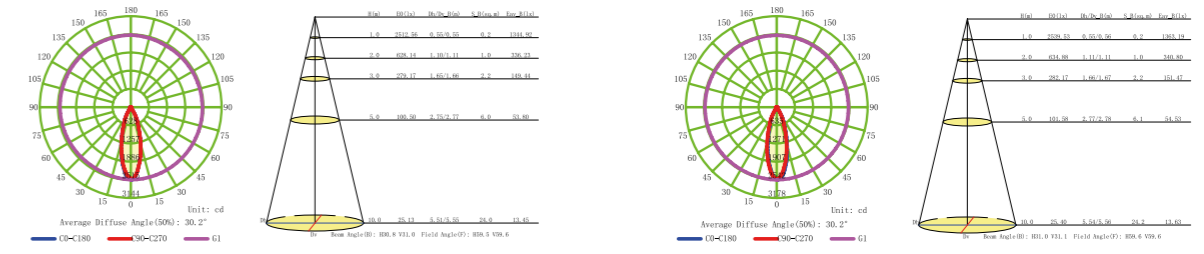
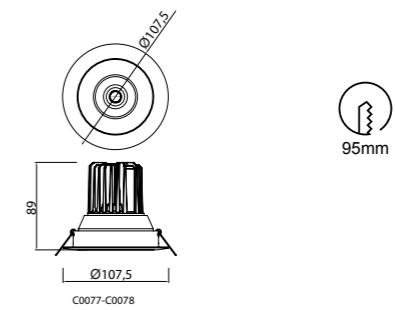
C0075 Blanco Mate -Matt White
LED 7W 3000K 610 lm

C0076 Blanco Mate -Matt White
LED 7W 4000K 650 lm



C0077 Blanco Mate -Matt White
LED 12W 3000K 1040 lm

C0078 Blanco Mate -Matt White
LED 12W 4000K 1080 lm

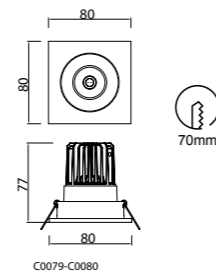
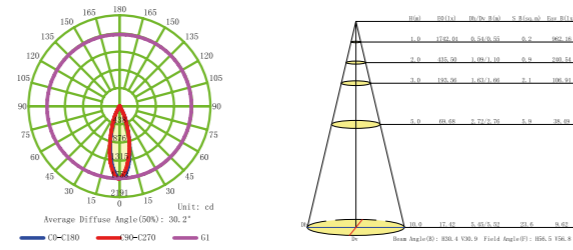


Aluminio - Aluminium 220-240V~50/60Hz CRI: > 80

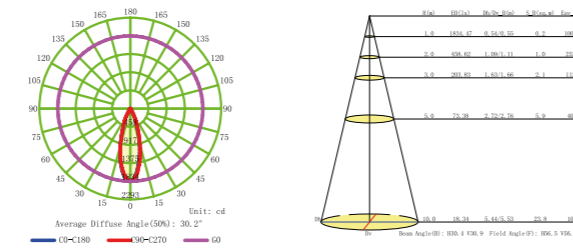


Aluminio - Aluminium 220-240V~50/60Hz CRI: > 80

C0079 Blanco Mate -Matt White
LED 7W 3000K 610 lm



C0080 Blanco Mate -Matt White
LED 7W 4000K 650 lm



ErP COMPLIANT DRIVER TÜV RoHS compliant

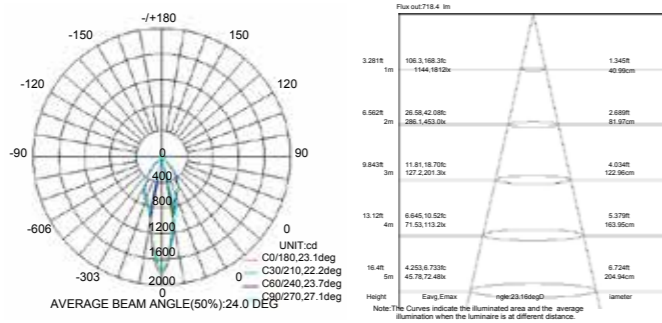
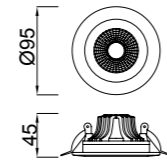


Aluminio - Aluminium 220-240V~50/60Hz CRI: > 80





C0045 Blanco Mate -Matt White
LED 5W 3000K 450 lm

C0046 Blanco Mate -Matt White
LED 5W 4000K 450 lm



Aluminio - Aluminium 100-240V~50/60Hz CRI: > 80








Ref.C0041 - Ref.C0042

Ref.C0047 - Ref.C0048

Ref.C0043 - Ref.C0044





C0041 Blanco Mate -Matt White
LED 6W 3000K 540 lm

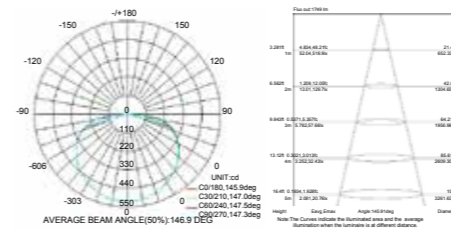
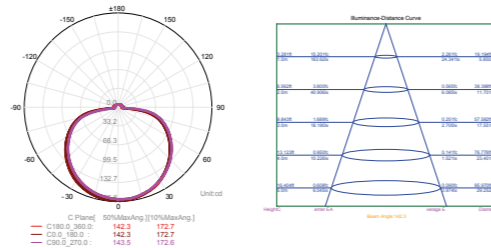
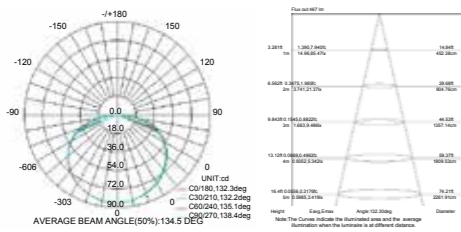
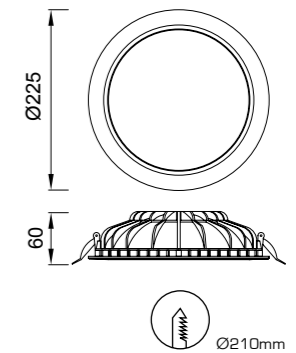
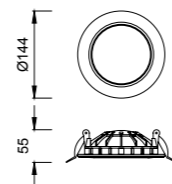
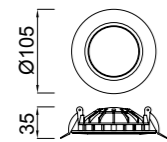
C0047 Blanco Mate -Matt White
LED 12W 3000K 1080 lm

C0042 Blanco Mate -Matt White
LED 6W 4000K 540 lm

C0048 Blanco Mate -Matt White
LED 12W 4000K 1080 lm

C0043 Blanco Mate -Matt White
LED 24W 3000K 2160 lm

C0044 Blanco Mate -Matt White
LED 24W 4000K 2160 lm



Aluminio - Aluminium 100-240V~50/60Hz CRI: > 80

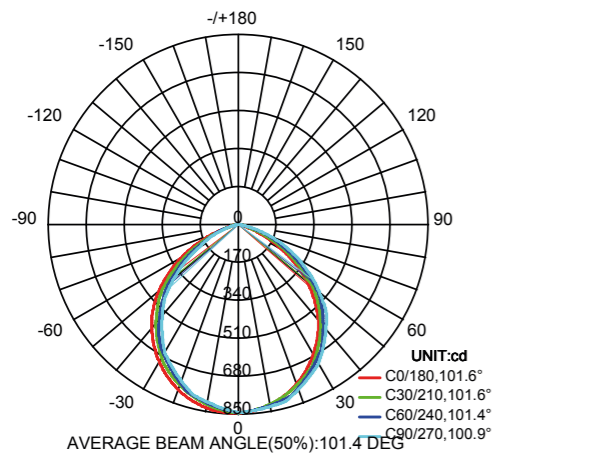
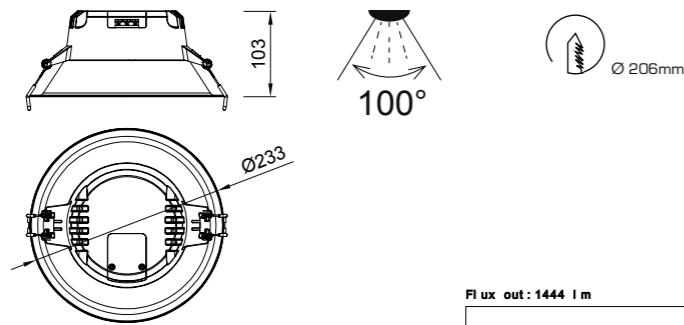


Aluminio - Aluminium 100-240V~50/60Hz CRI: > 80



6395 Blanco -White
LED 21W 3000K 1900 lumens

6396 Blanco -White
LED 21W 4000K 2100 lumens



Height	Beam Angle	Area (Eavg, Emax)	Distance (Diameter)
3.281ft 1m	100.97deg	29.02, 78.35f c 312.3, 843.31 x	7.958ft 242.50cm
4.921ft 1.5m	100.97deg	12.90, 34.82f c 138.8, 374.81 x	11.93ft 363.74cm
6.562ft 2m	100.97deg	7.254, 19.59f c 78.08, 210.81 x	15.91ft 484.99cm
9.843ft 3m	100.97deg	3.224, 8.705f c 34.70, 93.701 x	23.87ft 727.49cm
13.12ft 4m	100.97deg	1.813, 4.897f c 19.52, 52.711 x	31.82ft 969.98cm

Note: The Curves indicate the illuminated area and the average illumination when the luminaire is at different distance.

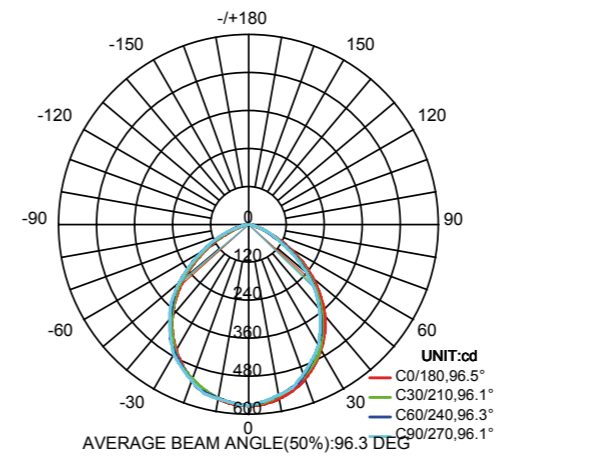
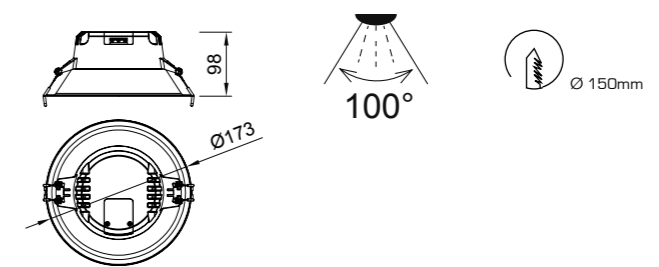


SPCC-PBT/PC 220-240V~50/60Hz CRI: > 80



6398 Blanco -White
LED 12W 3000K 1100 lumens

6399 Blanco -White
LED 12W 4000K 1200 lumens

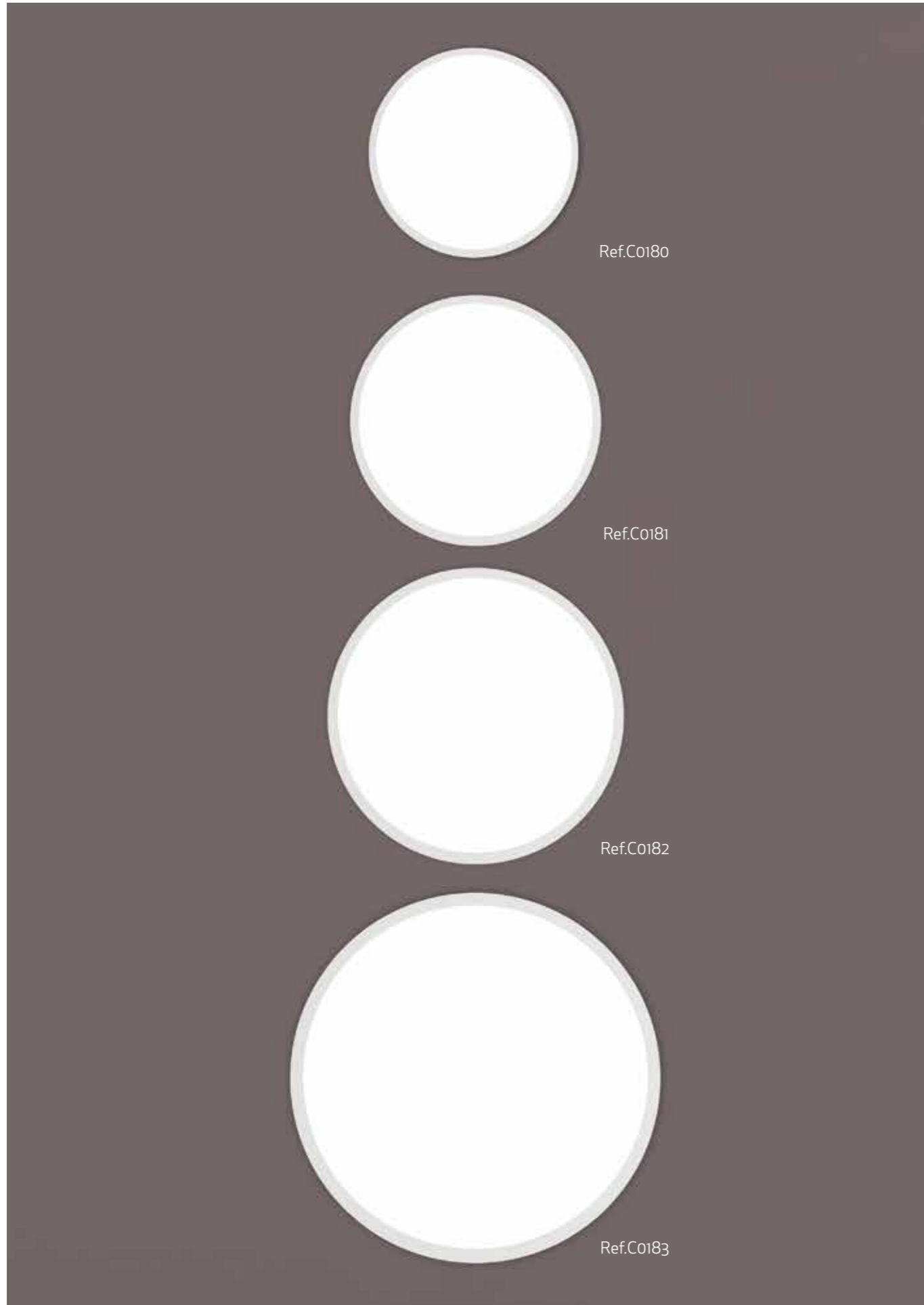


Height	Beam Angle	Area (Eavg, Emax)	Distance (Diameter)
3.281ft 1m	90.00deg	24.16, 53.26f c 260.1, 573.31 x	6.562ft 200.00cm
4.921ft 1.5m	90.00deg	10.74, 23.87f c 115.6, 264.81 x	9.843ft 300.00cm
6.562ft 2m	90.00deg	6.041, 13.32f c 65.02, 143.31 x	13.12ft 400.00cm
9.843ft 3m	90.00deg	2.685, 5.918f c 28.90, 63.701 x	19.69ft 600.00cm
13.12ft 4m	90.00deg	1.510, 3.329f c 16.25, 35.831 x	26.25ft 800.00cm

Note: The Curves indicate the illuminated area and the average illumination when the luminaire is at different distance.



SPCC-PBT/PC 220-240V~50/60Hz CRI: > 80





C0180 Blanco Mate - Matt White
LED 6W 540 lm 4000K

C0184 Blanco Mate - Matt White
LED 6W 520 lm 3000K



C0181 Blanco Mate - Matt White
LED 12W 1080 lm 4000K

C0185 Blanco Mate - Matt White
LED 12W 990 lm 3000K







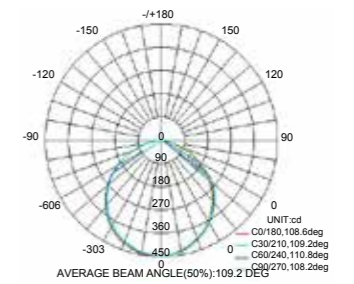
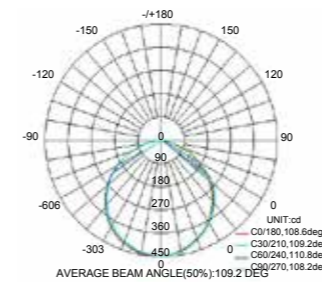
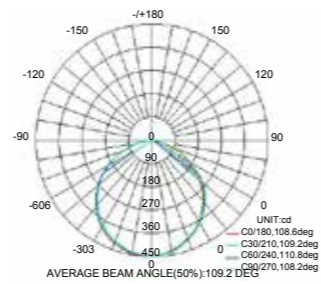
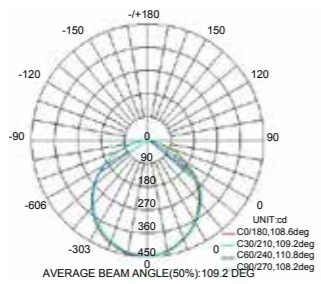
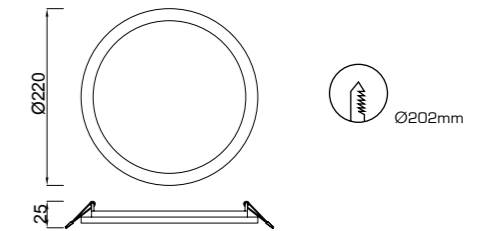
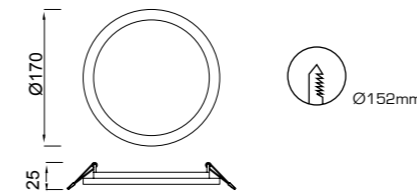
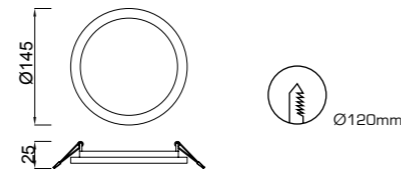
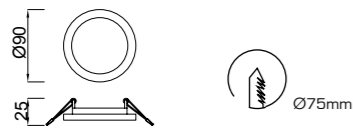
C0182 Blanco Mate - Matt White
LED 18W 1620 lm 4000K

C0186 Blanco Mate - Matt White
LED 18W 1580 lm 3000K



C0183 Blanco Mate - Matt White
LED 24W 2200 lm 4000K


C0187 Blanco Mate - Matt White
LED 24W 2090 lm 3000K



Aluminio - Aluminium 100-240V~50/60Hz CRI: > 80



Aluminio - Aluminium 100-240V~50/60Hz CRI: > 80





C0190 Blanco Mate - Matt White-
LED 6W 540 lm 4000K

C0191 Blanco Mate - Matt White
LED 12W 1080 lm 4000K

C0192 Blanco Mate - Matt White
LED 18W 1620 lm 4000K





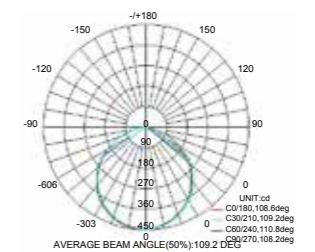
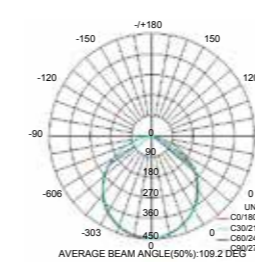
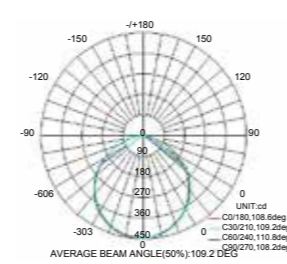
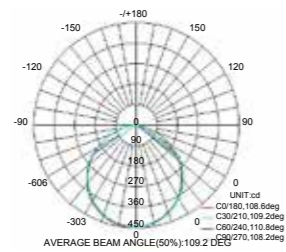
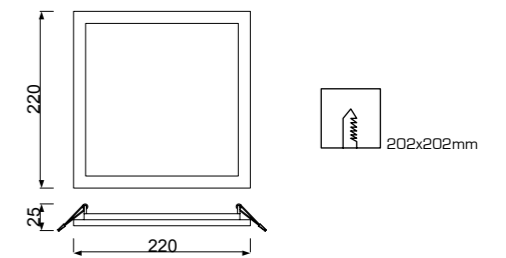
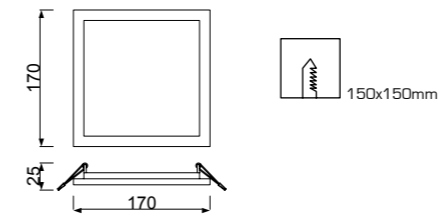
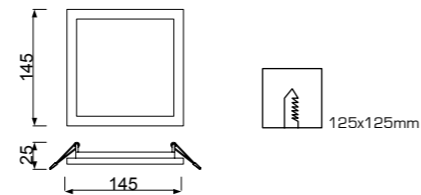
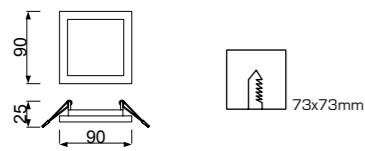
C0193 Blanco Mate - Matt White
LED 24W 2200 lm 4000K

C0194 Blanco Mate - Matt White-
LED 6W 520 lm 3000K

C0195 Blanco Mate - Matt White
LED 12W 990 lm 3000K

C0196 Blanco Mate - Matt White
LED 18W 1590 lm 3000K

C0197 Blanco Mate - Matt White
LED 24W 2090 lm 3000KWW



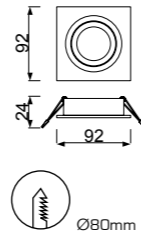
Aluminio - Aluminium 100-240V~50/60Hz CRI: > 80



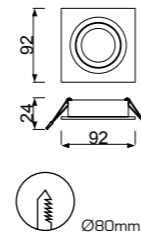
Aluminio - Aluminium 100-240V~50/60Hz CRI: > 80



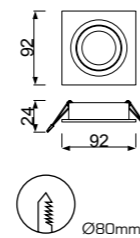
C0002 Nickel Satinado/Cromo- Satin Nickel /Chrome
1 x GU10 máx. 50 W



C0004 Blanco Mate -Matt White
1 x GU10 máx. 50 W



C0006 Aluminio Pulido -Polished Aluminium
1 x GU10 máx. 50 W

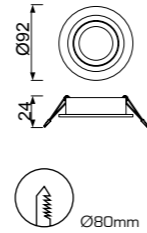


Aluminio - Aluminium 220-240V - 50/60Hz

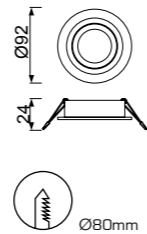




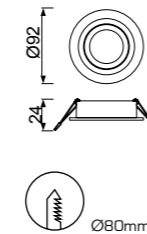
C0001 Nickel Satinado/Cromo- Satin Nickel /Chrome
1 x GU10 máx. 50 W



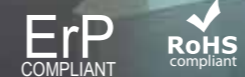

C0003 Blanco Mate -Matt White
1 x GU10 máx. 50 W



C0005 Aluminio Pulido -Polished Aluminium
1 x GU10 máx. 50 W

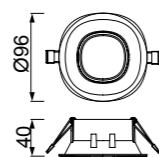


Aluminio - Aluminium 220-240V - 50/60Hz






C0160 Blanco Mate -Matt White
1 x GU10 máx. 50 W



C0161 Plata mate -Matt silver
1 x GU10 máx. 50 W

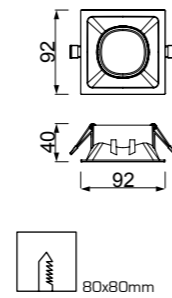


Aluminio - Aluminium 220-240V - 50/60Hz





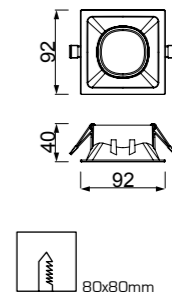
C0162 Blanco Mate -Matt White
1 x GU10 máx. 50 W



Aluminio - Aluminium 220-240V ~ 50/60Hz



C0163 Plata mate -Matt silver
1 x GU10 máx. 50 W

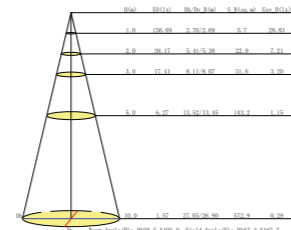
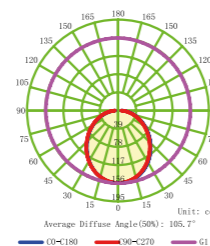
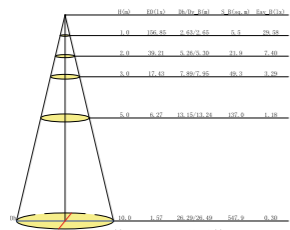
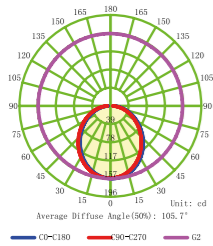
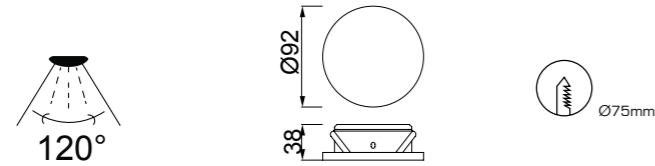


Aluminio - Aluminium 220-240V ~ 50/60Hz



C0083 Blanco Mate -Matt White
LED 7W 3000K 490 lm

C0084 Blanco Mate -Matt White
LED 7W 4000K 520 lm

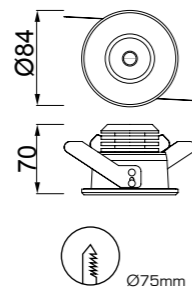


Aluminio - Aluminium 220-240V~50/60Hz CRI: > 80

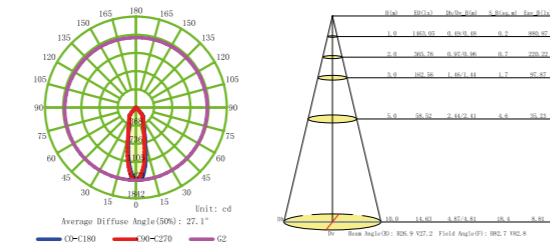
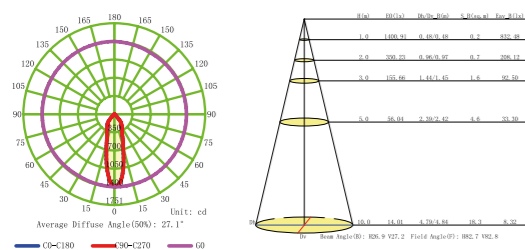




Co081 Blanco Mate -Matt White
LED 7W 3000K 610 lm



Co082 Blanco Mate -Matt White
LED 7W 4000K 640 lm



Aluminio - Aluminium 220-240V~50/60Hz CRI: > 80



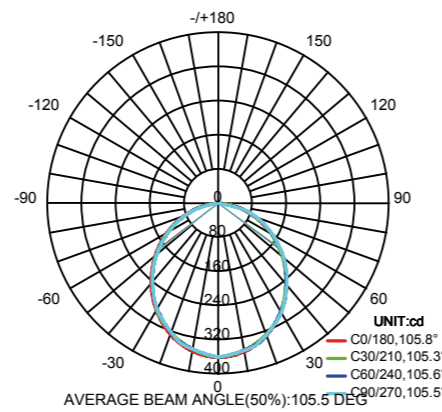
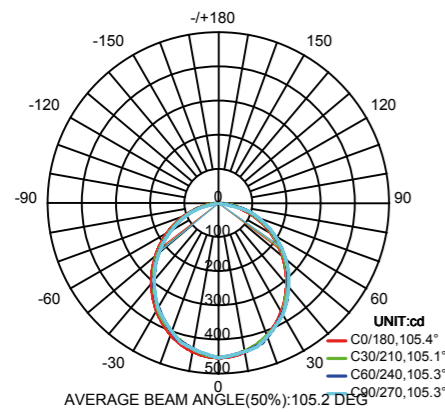
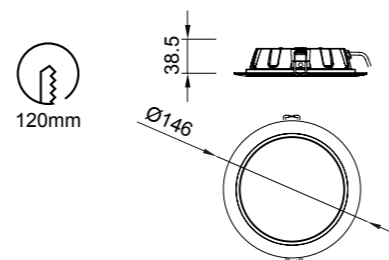
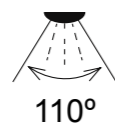
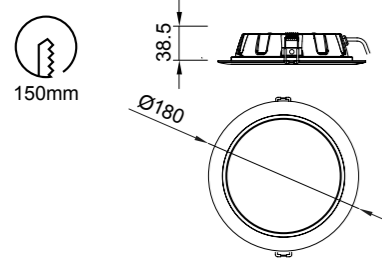


6392 Blanco -White
LED 15,3W 3000K 1100 lumens

6393 Blanco -White
LED 15,3W 4000K 1200 lumens

6394 Blanco -White
LED 10,8W 3000K 820 lumens

6397 Blanco -White
LED 10,8W 4000K 850 lumens



Flux out: 960.9 l m

Height	Beam Diameter	Beam Area	Average Illumination
0.98211 m	19.84, 42.18f c	210.4, 463.71 x	4.56211
1.96421 m	39.67, 84.36f c	841.6, 1854.84 x	1.14042
2.94631 m	59.51, 126.54f c	1262.4, 2782.26 x	0.76028
3.92841 m	79.34, 168.71f c	1683.2, 3643.01 x	0.56771
4.91051 m	99.17, 210.89f c	2104.0, 4503.76 x	0.45514

Note: The Curves indicate the illuminated area and the average illumination when the luminaire is at different distance.

Flux out: 827.7 l m

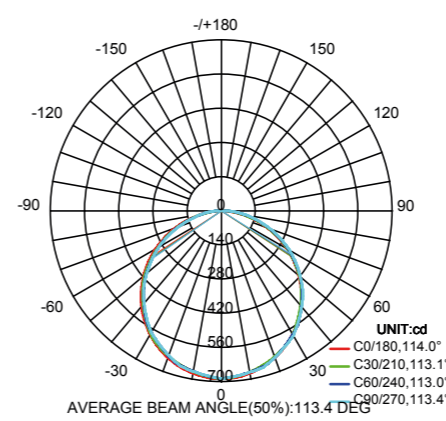
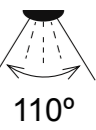
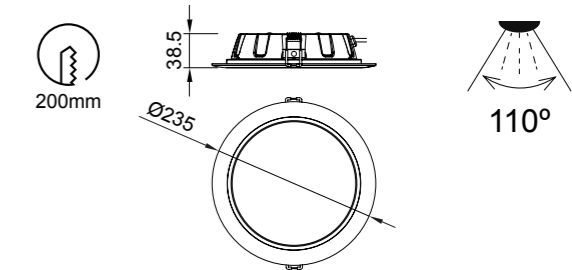
Height	Beam Diameter	Beam Area	Average Illumination
0.82771 m	15.81, 35.00f c	166.0, 361.71 x	5.04771
1.65541 m	31.62, 70.00f c	664.0, 1446.84 x	1.26190
2.48311 m	47.43, 105.00f c	1216.0, 2708.16 x	0.68071
3.31081 m	63.24, 140.00f c	1768.0, 3879.36 x	0.46571
4.13851 m	79.05, 175.00f c	2320.0, 5050.56 x	0.35771

Note: The Curves indicate the illuminated area and the average illumination when the luminaire is at different distance.



6390 Blanco -White
LED 24,5W 3000K 1900 lumens

6391 Blanco -White
LED 24,5W 4000K 2100 lumens



Flux out: 1051 l m

Height	Beam Diameter	Beam Area	Average Illumination
0.85211 m	31.07, 63.00f c	334.4, 687.31 x	3.14211
1.70421 m	62.14, 126.00f c	1337.6, 2749.24 x	0.78042
2.55631 m	93.21, 189.00f c	2470.4, 5018.48 x	0.42563
3.40841 m	124.28, 252.00f c	3603.2, 7236.96 x	0.29084
4.26051 m	155.35, 315.00f c	4736.0, 9455.44 x	0.22105

Note: The Curves indicate the illuminated area and the average illumination when the luminaire is at different distance.

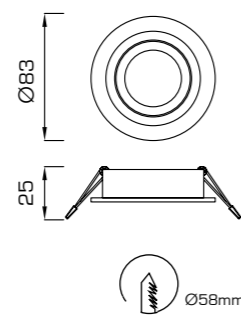


Aluminio - Aluminium 220-240V~50/60Hz CRI: > 80

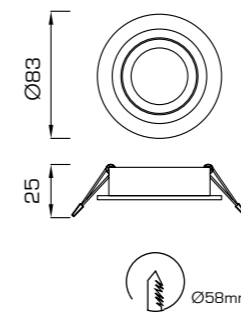




6405 Blanco mate -Matt White
1 x GU10 máx. 50 W



6406 Aluminio Plata -Silver Aluminium
1 x GU10 máx. 50 W



TÉCNICO-EXTERIOR



TECHNICAL-OUTDOOR



ESPIGA

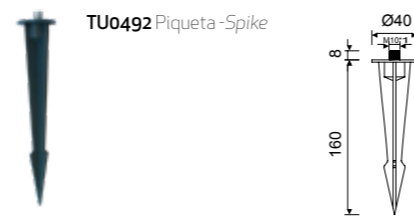
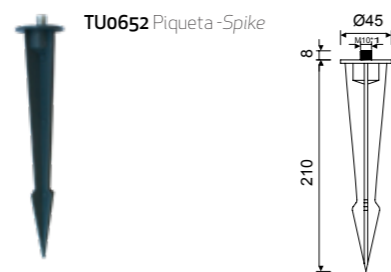
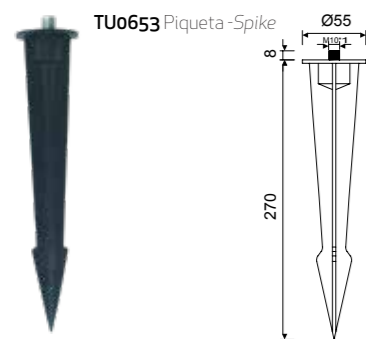
Santolaria & Lluscà



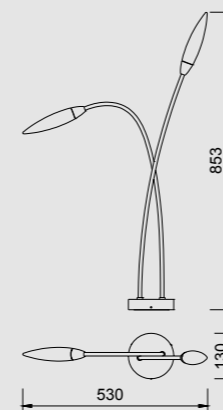
OAMI 005818614-0001



Complementos Exterior - Outdoor Complements



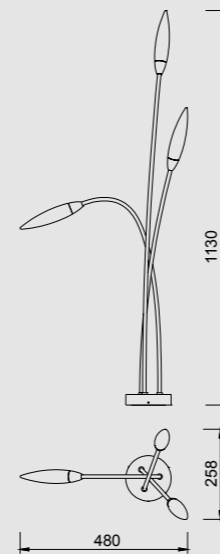
6545 Gris oscuro - Dark Grey
2L x G9 máx 3,5W



Aluminio - Aluminium 220-240V ~ 50/60Hz OAMI 005818614-0001

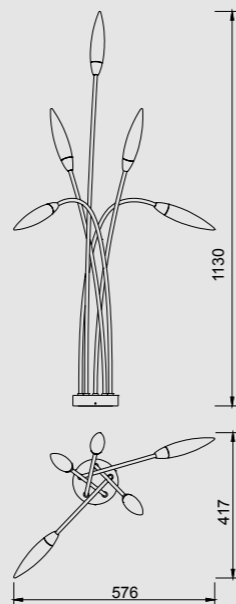



6546 Gris oscuro - Dark Grey
3L x G9 máx 3,5W

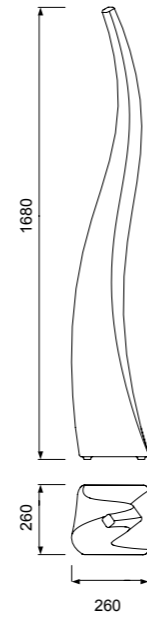




6547 Gris oscuro - Dark Grey
5LxG9 máx 3,5W



1400 Blanco - White
 4L x GU10 máx 5W
 1L x E27 máx 20W



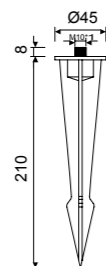
Complementos Exterior - Outdoor Complements



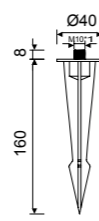
1326
 pág. 238



TU0652 Piqueta - Spike



TU0492 Piqueta - Spike



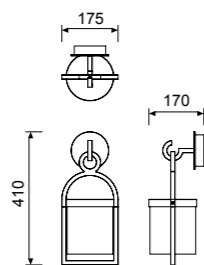
TU0494 Base - Ground base



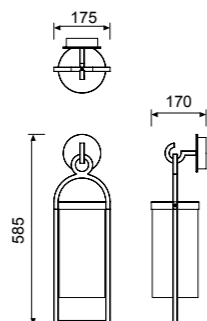
PE/Acero - PE/Steel 220-240V ~ 50/60Hz OAMI 01793845-0001



6551 Gris oscuro -Dark grey
1L x E27 máx. 15W



6552 Gris oscuro -Dark grey
1L x E27 máx. 15W

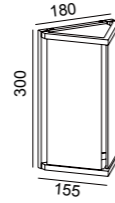


6550 pág. 246 6555 pág. 266 6553 pág. 252

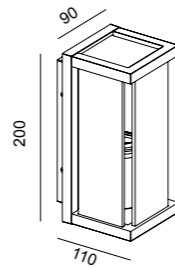




6495 Grafito -Graphite
1L×E27 máx. 15W



6494 Grafito -Graphite
1L×E27 máx. 15W



6490
pág. 246



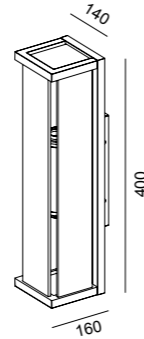
Aluminio/cristal -Aluminium/glass 220-240V ~50/60Hz



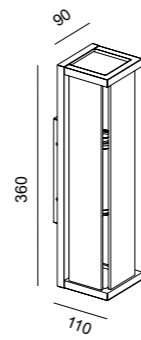
6495



6492 Grafito -Graphite
2L x E27 máx. 15W




6493 Grafito -Graphite
2L x E27 máx. 15W



6490
pág. 248

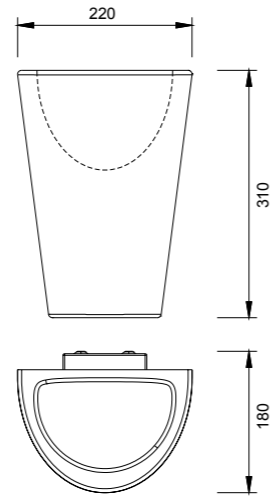


Aluminio/cristal -Aluminium/glass 220-240V ~50/60Hz



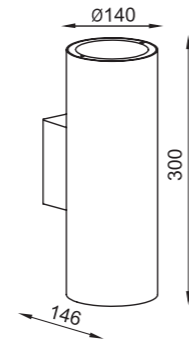


6508 Blanco -White
1LxE27 máx. 15W


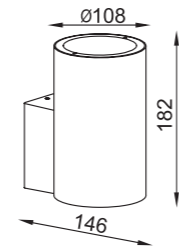




6482 Grafito -Graphite
2L×E27 máx. 15W

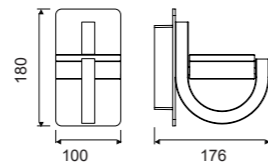


6483 Grafito -Graphite
1L×E27 máx. 15W





6558 Gris oscuro -Dark grey
1L×GX53 máx. 9W



6559 Blanco -White
1L×GX53 máx. 9W

Bombillas Recomendadas
Suggested Bulbs

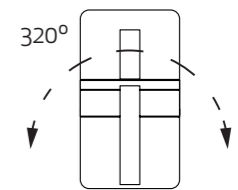


pág. 292

R9224 3000K
R9225 4000K

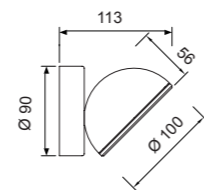



Aluminio-Aluminium 220-240V ~ 50/60Hz OAMI 005818614-0003



Luz orientable - Orientable light

6506 Gris oscuro - Dark grey
1L x GX53 máx. 9W



6505 Blanco - White
1L x GX53 máx. 9W



Bombillas Recomendadas
Suggested Bulbs



R09224 3000K
R09225 4000K

pág. 292

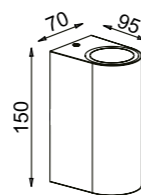


Aluminio/cristal - Aluminium/glass 220-240V ~ 50/60Hz OAMI 005818614-0002

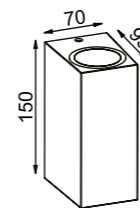




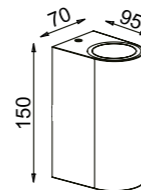
6510 Gris oscuro -Dark grey
2L x GU10 máx.10W



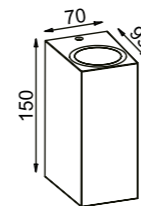
6514 Gris oscuro -Dark grey
2L x GU10 máx. 10W



6511 Blanco -White
2L x GU10 máx. 10W

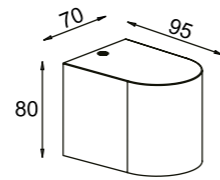


6515 Blanco -White
2L x GU10 máx.10W

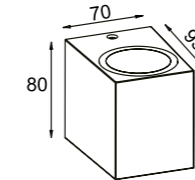




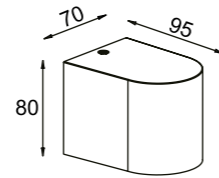
6512 Gris oscuro -Dark grey
1L×GU10 máx. 10 W



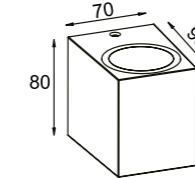
6516 Gris oscuro -Dark grey
1L×GU10 máx. 10 W




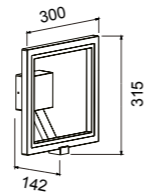
6513 Blanco -White
1L×GU10 máx. 10 W



6517 Blanco -White
1L×GU10 máx. 10 W



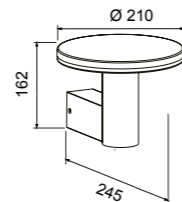
6470 Gris oscuro - Dark grey
LED 10W 3000K - 700 lm



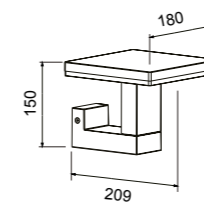
Aluminio/PC - Aluminium/PC 100-240V - 50/60Hz



6496 Gris oscuro -Dark grey
LED 10W 3000K - 700 lm



6497 Gris oscuro -Dark grey
LED 10W 3000K - 700 lm



6498
pág. 250

6499
pág. 250



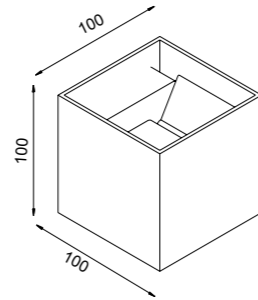
Aluminio/PC - Aluminium/PC 100-240V ~ 50/60Hz



Aluminio/PC - Aluminium/PC 100-240V ~ 50/60Hz



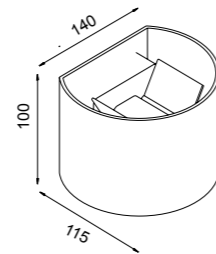
6520 Gris oscuro -Dark grey
LED 12W 3000K - 1100 lm




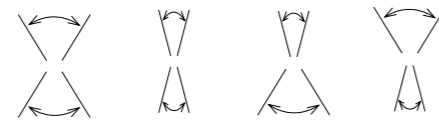
6521 Arena Blanco - Sand White
LED 12W 3000K - 1100 lm



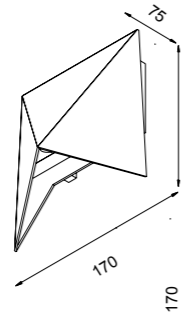
6522 Gris oscuro -Dark grey
LED 12W 3000K - 1100 lm



6523 Arena Blanco - Sand White
LED 12W 3000K - 1100 lm



Aluminio -Aluminium 220-240V- 50/60Hz




6525 Gris oscuro - Dark grey
LED 8W 3000K - 750 lm


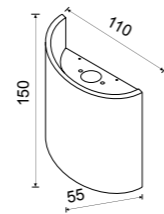
6526 Blanco arenado - Sand white
LED 8W 3000K - 750 lm




Aluminio - Aluminium 220-240V - 50/60Hz



6530 Gris oscuro -Dark grey
LED 6W 3000K - 660 lm



6531 Arena Blanco - Sand White
LED 6W 3000K - 660 lm

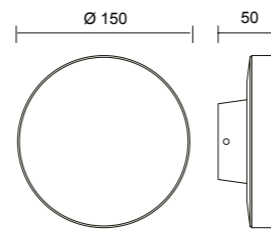


Aluminio -Aluminium 220-240V- 50/60Hz

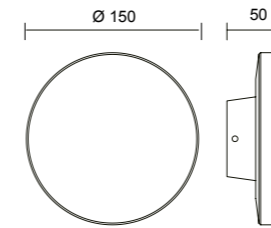
6530



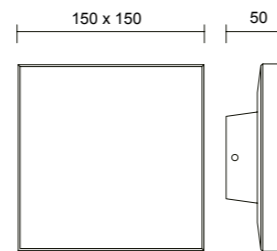
6534 Gris oscuro -Dark grey
LED 9.6W 3000K 720 lm




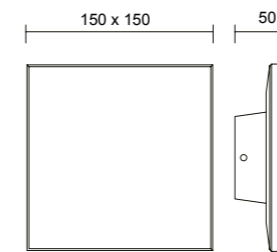
6535 Blanco -White
LED 9.6W 3000K 720 lm



6536 Gris oscuro -Dark grey
LED 9.6W 3000K 720 lm



6537 Blanco -White
LED 9.6W 3000K 720 lm



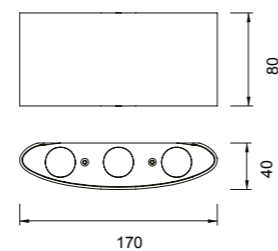
Aluminio -Aluminium 220-240V ~ 50/60Hz



Aluminio -Aluminium 220-240V ~ 50/60Hz




6541 Blanco arenado -*Sand White*
LED 6W 3000K 450 lm



6540 Gris oscuro -*Dark grey*
LED 6W 3000K 450 lm

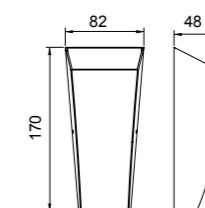


Aluminio -Aluminium 220-240V~ 50/60Hz




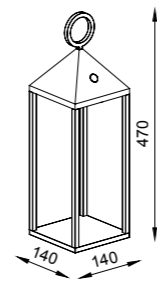
6542 Gris oscuro -*Dark grey*
LED 6W 3000K 420 lm

6543 Blanco arenado -*Sand White*
LED 6W 3000K 420 lm



Aluminio -Aluminium 220-240V~ 50/60Hz

6491 Grafito -Graphite
LED 2.2W 3000K 188 lm

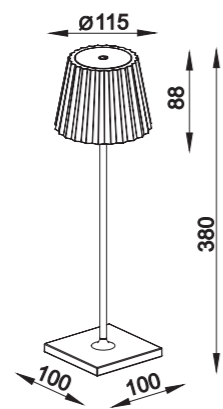


Aluminio -Aluminium DC 5V/1A

6480 Negro -Black
LED 2.2W 3000K 188lm

6484 Amarillo -Yellow
LED 2.2W 3000K 188lm

6481 Blanco -White
LED 2.2W 3000K 188lm



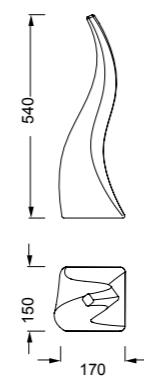
Aluminio -Aluminium DC 5V/1A



FLAME

Santiago Sevillano

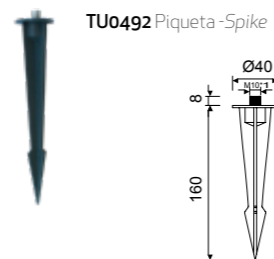
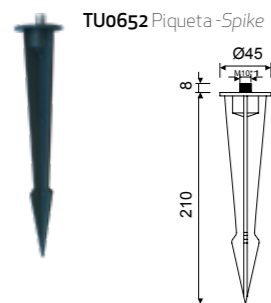
1326 Blanco -White
1L x E27 máx. 13W



Complementos Exterior - Outdoor Complements




1400
pág. 200



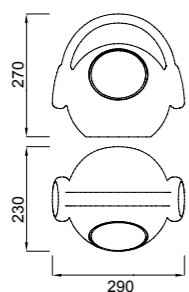
PE / ABS -PE / ABS 220-240V~ 50/60Hz



FLAME



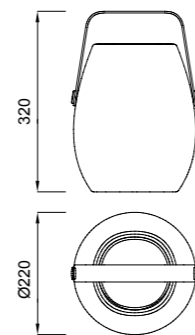
3696 Blanco -White
LED 3WRgb+White



Plastico / Acero / Imán-Plastic / Steel / Magnet 100-240V- 50/60Hz



3695 Blanco -White
LED 3WRgb+White

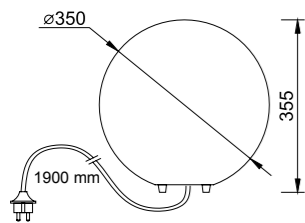


Plastico / Acero / Imán-Plastic / Steel / Magnet 100-240V~ 50/60Hz

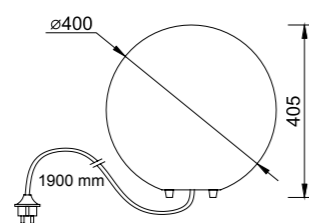




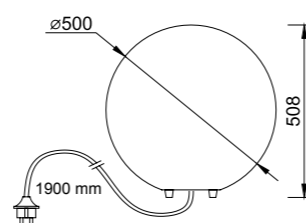
1388 Blanco -White
1 x E27 máx 20W



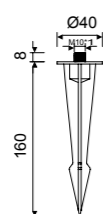
1391 Blanco -White
1 x E27 máx 20W



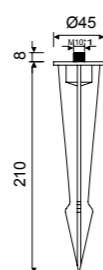
1394 Blanco -White
1 x E27 máx 20W



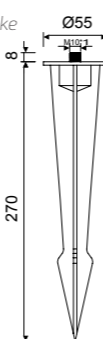
Complementos Exterior - Outdoor Complements



TU0652 Piqueta - Spike



TU0653 Piqueta - Spike




TU0494 Base - Ground base



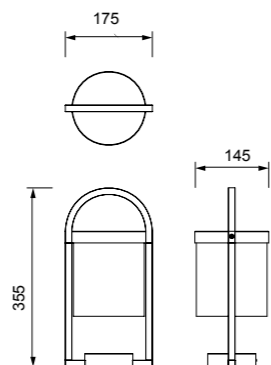
1397
pág. 268



PE / ABS 220-240V ~ 50/60Hz



6550 Gris oscuro - *Dark grey*
1L x E27 máx 15w



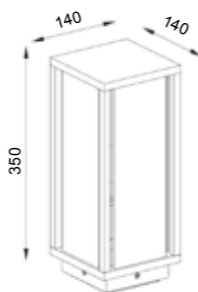
6555 pág. 266 6554 pág. 252 6551 pág. 202



Aluminio/cristal - Aluminium/glass 220-240V ~ 50/60Hz OAMI 005818614-0004



6490 Grafito - Graphite
1L x E27 máx 15w




6492
pág. 206



Aluminio/cristal - Aluminium/glass 220-240V ~ 50/60Hz

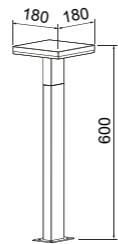
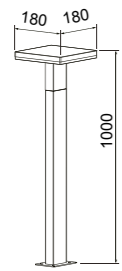




6499 Gris oscuro - Dark grey
LED 10W 3000K 700 lm



6498 Gris oscuro - Dark grey
LED 10W 3000K 700 lm



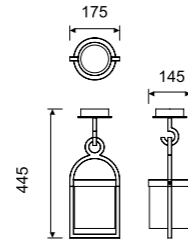
6497
pág. 223



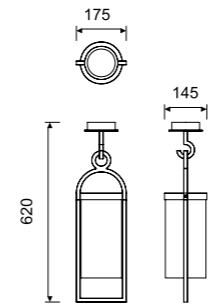
Aluminio / PC - Aluminium / PC 100-240V ~ 50/60Hz



6553 Gris oscuro -Dark grey
1L x E27 máx. 15W



6554 Gris oscuro -Dark grey
1L x E27 máx. 15W



6550
pág. 246




6551
pág. 202



6555
pág. 266

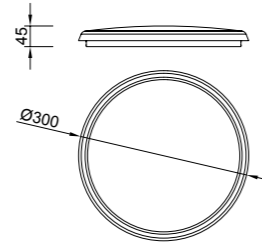


Aluminio/cristal - Aluminium/glass 220-240V ~ 50/60Hz OAMI 005818614-0006

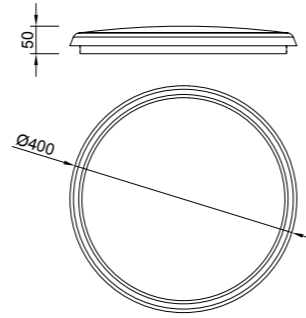




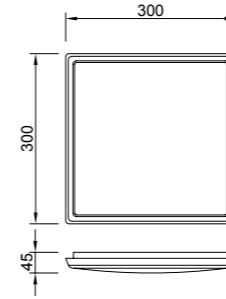
6485 Blanco -White
LED 18W 4000K 1700lm



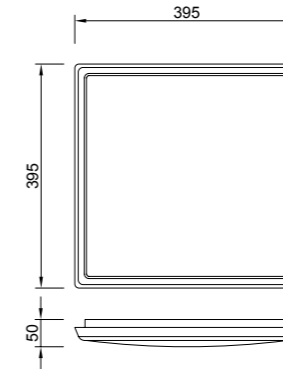
6486 Blanco -White
LED 24W 4000K 2500lm



6487 Blanco -White
LED 18W 4000K 1700lm



6488 Blanco -White
LED 24W 4000K 2500lm



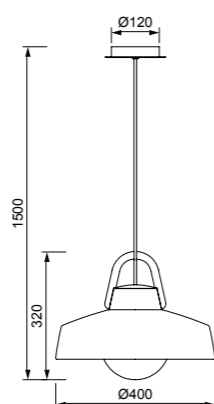
ABS/Pc 220-240V ~ 50/60Hz



ABS/Pc 220-240V ~ 50/60Hz



6212 Blanco/Gris antracita-White/Gray Anthracite
1xE27 máx.20W

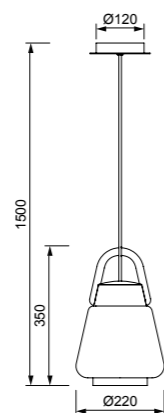


ABS/PE/Aluminium 220-240V ~50/60Hz OAMI 004721413 - 023/024/025





6210 Blanco/Gris antracita-White/Gray Anthracite
1x E27 máx. 20W



ABS/PE/Aluminium 220-240V ~ 50/60Hz OAMI 004721413 - 023 / 024 / 025

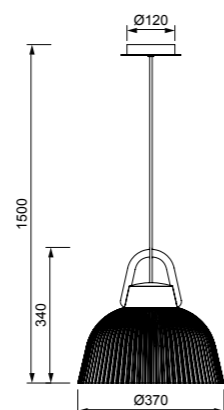


6210


OAMI 004721413 - 023 / 024 / 025



6211 Blanco/Gris antracita-White/Gray Anthracite
1x E27 máx.20W

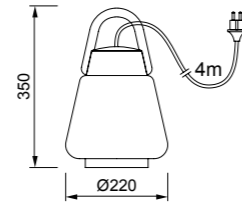


ABS/PE/Aluminium 220-240V ~ 50/60Hz OAMI 004721413 - 023/024/025

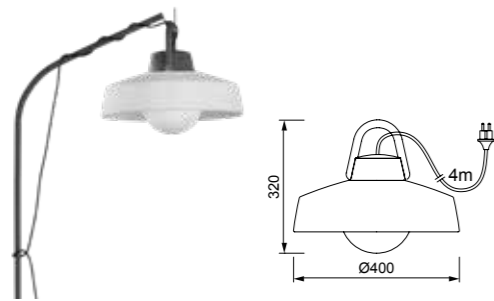




6213 Blanco/Gris antracita-White/Gray Anthracite
1x E27 máx.20W



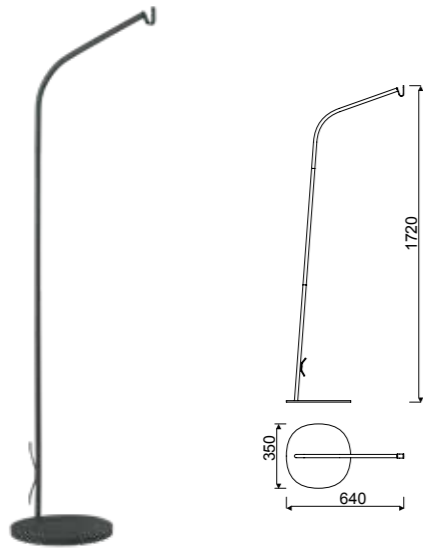
6217 Blanco/Gris antracita-White/Gray Anthracite
1x E27 máx.20W



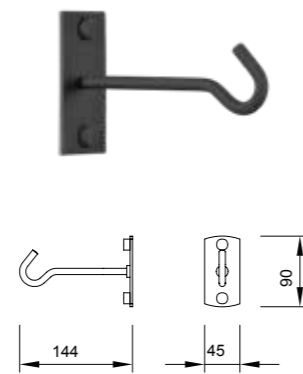
6216 Blanco/Gris antracita-White/Gray Anthracite
1x E27 máx.20W




6215 Peana - Base
Gris antracita/Gray Anthracite



6214 Gancho - Hook
Gris antracita/Gray Anthracite



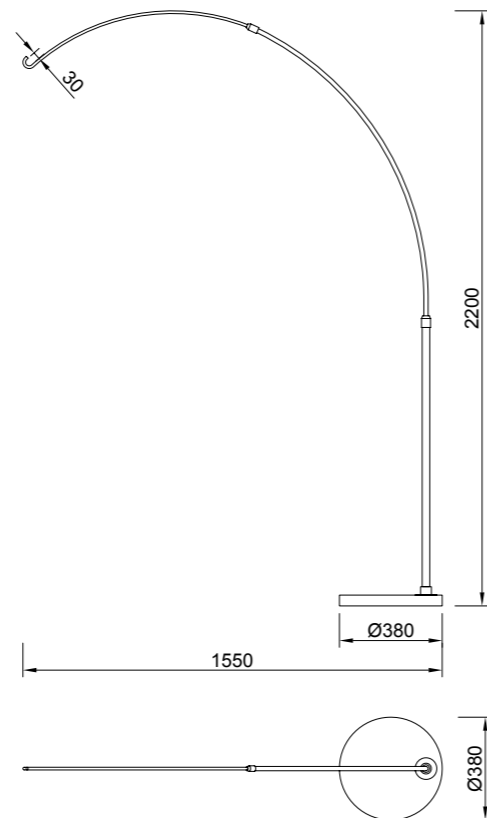
ABS/PE/Aluminium 220-240V ~ 50/60Hz OAMI 004721413 - 023/024/025




6213+6215



6216

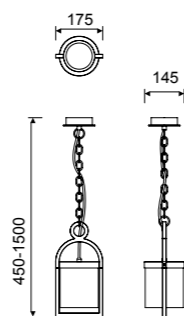


6218 Peana - Base
Acero Inoxidable - Base mármol negro
Stainless Steel - Black marble base





6555 Gris oscuro - Dark grey
1L x E27 máx. 15W



6550
pág. 246




6551
pág. 202



6553
pág. 252

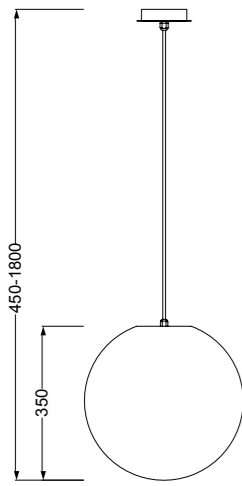


Aluminio/cristal - Aluminium/glass 220-240V - 50/60Hz OAMI 005818614-0006

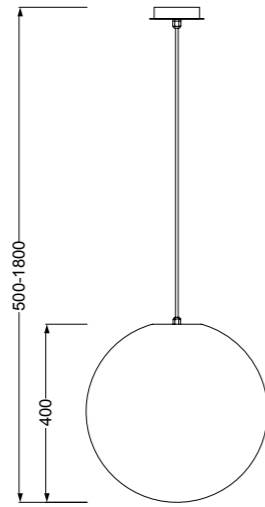




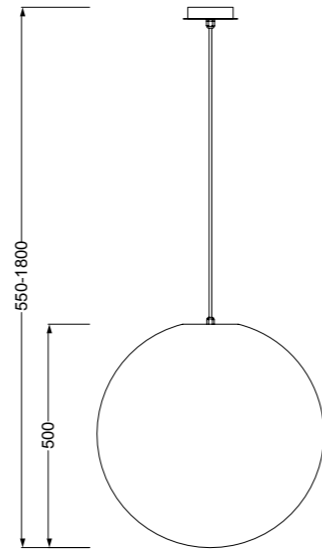
1397 Blanco -White
1L x E27 máx. 20 W



1398 Blanco -White
1L x E27 máx. 20 W



1399 Blanco -White
1L x E27 máx. 20 W



1388
pág. 244



PE / ABS / Aluminio - PE / ABS / Aluminium 220-240V ~ 50/60Hz



Bombillas_Bulbs



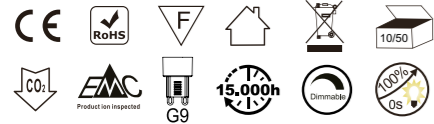
LED G9 Bulb

Características

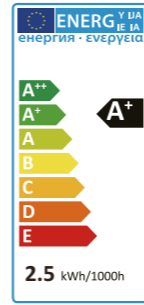
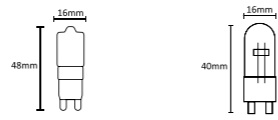
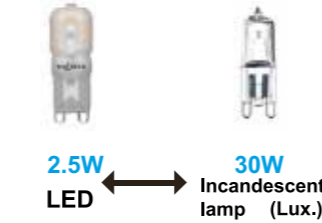
- * Voltaje: AC 220-240V 50/60Hz
- * 20,000 hrs. vida útil
- * Encendido instantaneo con potencia total
- * Perfecta para reemplazar la lampara incandescente de 30W
- * Baja temperatura al tacto
- * Libre de mercurio, Libre de emision UV & IR
- * Esta lampara no es idonea para la iluminacion de acentuacion

Features

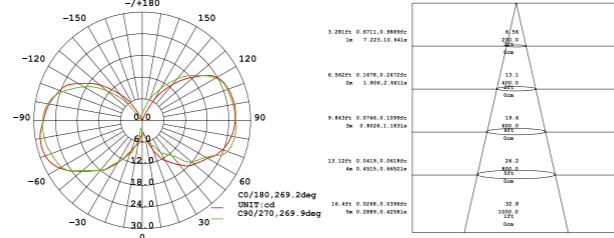
- * Voltage: AC 220-240V 50/60Hz
- * 20,000hrs long life time
- * Instant start with full bright output flick free
- * Perfect replacement for 30W incandescent Bulb
- * Low temperature, safety to touch
- * No UV or IR emission, mercury FREE
- * This lamp is not suitable for accent lighting



2.5W G9 230 Lumen



Item No.	R09184	R09185
Potencia nominal/Wattage(W)	2.5	
Temperatura de color/CCT(K)	2700K	5000K
Flujo luminoso/Luminous Flux(lm)	220	230
Tension nominal/Votage(V)	AC 220-240V 50/60Hz	
Regulable/Dimmable	YES	
CRI	≥80	
Casquillo/Lamp Head	G9	
Angulo/Beam Angle(deg)	360°	
Material	PC	
Dimensiones/Dimensions(mm)	Φ16*48	



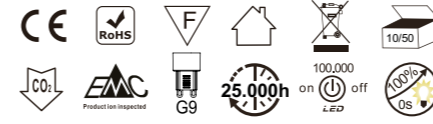
LED G9 Bulb

Características

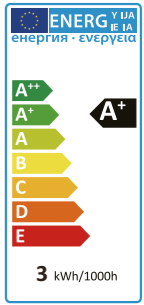

- * Voltaje: AC 220-240V 50/60Hz
- * 25,000 hrs. vida útil
- * Encendido instantaneo con potencia total
- * Perfecta para reemplazar la lampara incandescente de 30W
- * Baja temperatura al tacto
- * Libre de mercurio, Libre de emision UV & IR
- * Esta lampara no es idonea para la iluminacion de acentuacion

Features

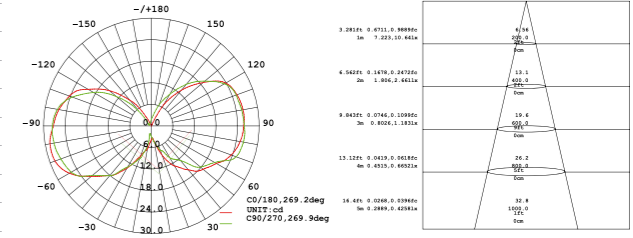
- * Voltage: AC 220-240V 50/60Hz
- * 25,000hrs long life time
- * Instant start with full bright output flick free
- * Perfect replacement for 30W incandescent Bulb
- * Low temperature, safety to touch
- * No UV or IR emission, mercury FREE
- * This lamp is not suitable for accent lighting



3W G9 268 Lumen



Item No.	R09182	R09183
Potencia nominal/Wattage(W)	3	
Temperatura de color/CCT(K)	2700K	5000K
Flujo luminoso/Luminous Flux(lm)	268	
Tension nominal/Votage(V)	AC 220-240V 50/60Hz	
Regulable/Dimmable	NO	
CRI	≥80	
Casquillo/Lamp Head	G9	
Angulo/Beam Angle(deg)	360°	
Material	Ceramic / PC	
Dimensiones/Dimensions(mm)	Φ19*50	



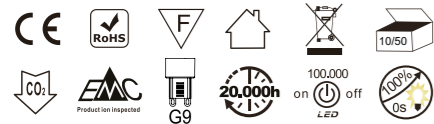
LED G9 Bulb

Características

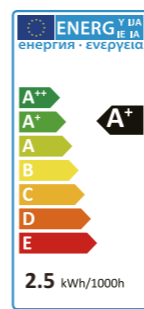
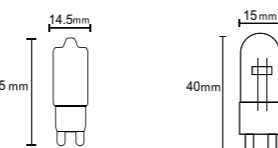

- * Voltaje: AC 220-240V 50/60Hz
- * 20,000 hrs. vida útil
- * Encendido instantaneo con potencia total
- * Perfecta para reemplazar la lampara incandescente de 30W
- * Baja temperatura al tacto
- * Libre de mercurio, Libre de emision UV & IR
- * Esta lampara no es idonea para la iluminacion de acentuacion

Features

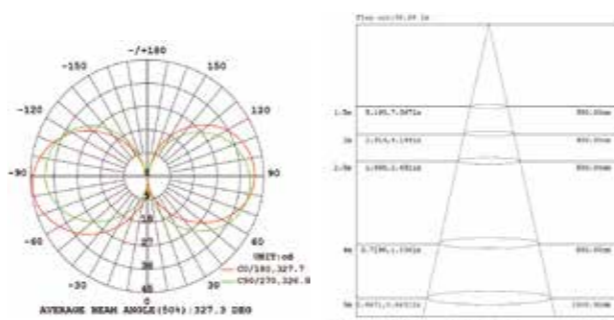
- * Voltage: AC 220-240V 50Hz
- * 20,000hrs long life time
- * Instant start with full bright output flick free
- * Perfect replacement for 30W incandescent Bulb
- * Low temperature, safety to touch
- * No UV or IR emission, mercury FREE
- * This lamp is not suitable for accent lighting



2.5W G9 250 Lumen



Item No.	R09226	R09227
Potencia nominal/Wattage(W)	2.5	
Temperatura de color/CCT(K)	3000K	4000K
Flujo luminoso/Luminous Flux(lm)	240	250
Tension nominal/Votage(V)	AC 220-240V 50/60Hz	
Regulable/Dimmable	NO	
CRI	≥80	
Casquillo/Lamp Head	G9	
Angulo/Beam Angle(deg)	360°	
Material	Cristal / Glass	
Dimensiones/Dimensions(mm)	Φ14.5*48.5	



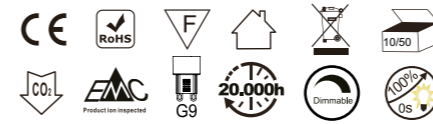
LED G9 Bulb

Características

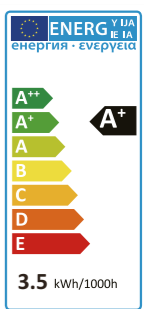
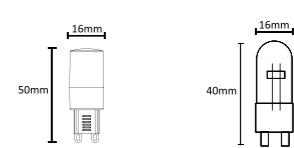

- * Voltaje: AC 220-240V 50/60Hz
- * 20,000 hrs. vida útil
- * Encendido instantaneo con potencia total
- * Perfecta para reemplazar la lampara incandescente de 35W
- * Baja temperatura al tacto
- * Libre de mercurio, Libre de emision UV & IR
- * Esta lampara no es idonea para la iluminacion de acentuacion

Features

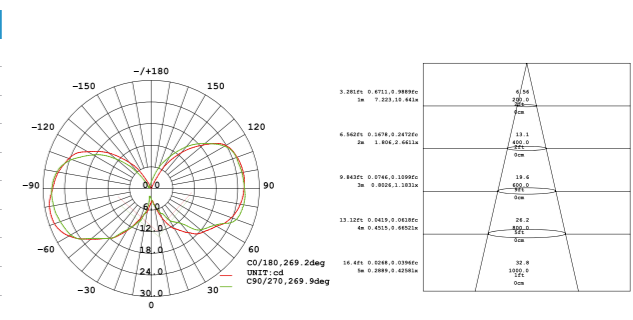
- * Voltage: AC 220-240V 50/60Hz
- * 20,000hrs long life time
- * Instant start with full bright output flick free
- * Perfect replacement for 35W incandescent Bulb
- * Low temperature, safety to touch
- * No UV or IR emission, mercury FREE
- * This lamp is not suitable for accent lighting



3.5W G9 375 Lumen



Item No.	R09202	R09203
Potencia nominal/Wattage(W)	3.5	
Temperatura de color/CCT(K)	2700K	5000K
Flujo luminoso/Luminous Flux(lm)	360	375
Tension nominal/Votage(V)	AC 220-240V 50/60Hz	
Regulable/Dimmable	YES	
CRI	≥80	
Casquillo/Lamp Head	G9	
Angulo/Beam Angle(deg)	360°	
Material	Ceramic / PCB	
Dimensiones/Dimensions(mm)	Φ16*50	



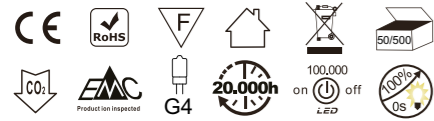
LED G4 Bulb

Características

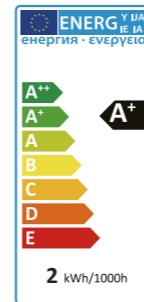
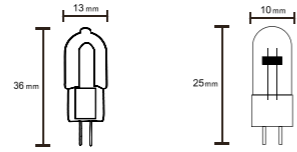

- * Voltaje: AC/DC 12V
- * 20,000 hrs. vida útil
- * Encendido instantaneo con potencia total
- * Perfecta para reemplazar la lampara incandescente de 20W
- * Baja temperatura al tacto
- * Libre de mercurio, Libre de emision UV & IR
- * Esta lampara no es idonea para la iluminacion de acentuacion

Features


- * Voltage: AC/DC 12V
- * 20,000hrs long life time
- * Instant start with full bright output flick free
- * Perfect replacement for 20W incandescent Bulb
- * Low temperature, safety to touch
- * No UV or IR emission, mercury FREE
- * This lamp is not suitable for accent lighting



2W G4 190 Lumen



Item No.	R09209	R09210
Potencia nominal/Wattage(W)		2
Temperatura de color/CCT(K)	3000K	5000K
Flujo luminoso/Luminous Flux(lm)		190
Tension nominal/Votage(V)		AC/DC 12V
Regulable/Dimmable		NO
CRI		≥80
Casquillo/Lamp Head		G4
Angulo/Beam Angle(deg)		240°
Material		PC
Dimensiones/Dimensions(mm)		Φ13*36



LED GU10 Bulb

Características

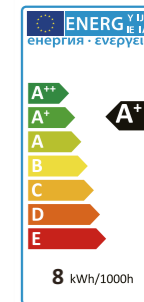
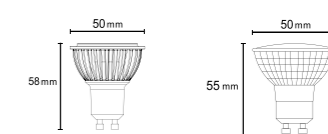
- * Voltaje: AC 220-240V 50/60Hz
- * 25,000 hrs. vida útil
- * Encendido instantaneo con potencia total
- * Perfecta para reemplazar la lampara incandescente de 80W
- * Baja temperatura al tacto
- * Libre de mercurio, Libre de emision UV & IR
- * Esta lampara no es idonea para la iluminacion de acentuacion

Features

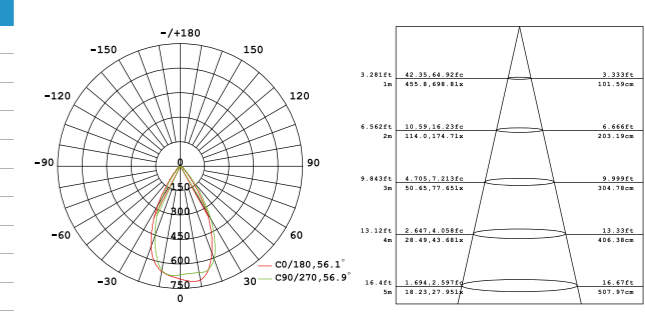
- * Voltage: AC 220-240V 50/60Hz
- * 25,000hrs long life time
- * Instant start with full bright output flick free
- * Perfect replacement for 80W incandescent Bulb
- * Low temperature, safety to touch
- * No UV or IR emission, mercury FREE
- * This lamp is not suitable for accent lighting



8W GU10 641 Lumen



Item No.	R09156	R09157
Potencia nominal/Wattage(W)		8
Temperatura de color/CCT(K)	3000K	5000K
Flujo luminoso/Luminous Flux(lm)		641
Tension nominal/Votage(V)		AC 220-240V 50/60Hz
Regulable/Dimmable		NO
CRI		≥80
Casquillo/Lamp Head		GU10
Angulo/Beam Angle(deg)		60°
Material		Aluminio+PC / Aluminum+PC
Dimensiones/Dimensions(mm)		Φ50*58



LED GU10 Bulb

Características

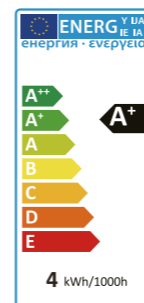
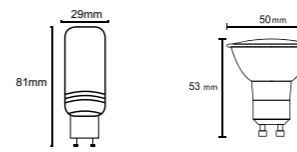
- * Voltaje: AC 220-240V 50/60Hz
- * 20,000 hrs. vida útil
- * Encendido instantaneo con potencia total
- * Perfecta para reemplazar la lampara incandescente de 35W
- * Baja temperatura al tacto
- * Libre de mercurio, Libre de emision UV & IR
- * Esta lampara no es idonea para la iluminacion de acentuacion

Features

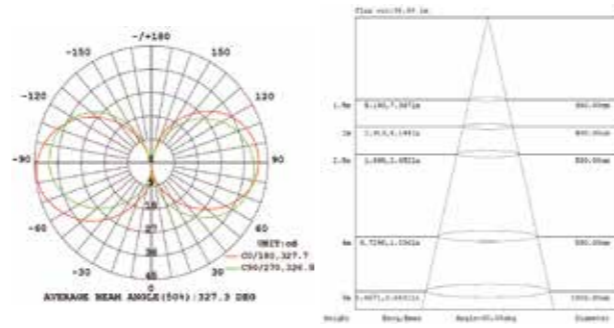
- * Voltage: AC 220-240V 50/60Hz
- * 20,000hrs long life time
- * Instant start with full bright output flick free
- * Perfect replacement for 35W incandescent Bulb
- * Low temperature, safety to touch
- * No UV or IR emission, mercury FREE
- * This lamp is not suitable for accent lighting



4W GU10 360 Lumen



Item No.	R09207
Potencia nominal/Wattage(W)	4
Temperatura de color/CCT(K)	3000K
Flujo luminoso/Luminous Flux(lm)	360
Tension nominal/Votage(V)	AC 220-240V 50/60Hz
Regulable/Dimmable	NO
CRI	≥80
Casquillo/Lamp Head	GU10
Angulo/Beam Angle(deg)	360°
Material	Aluminio+PC/Aluminum+PC
Dimensiones/Dimensions(mm)	Φ29*81



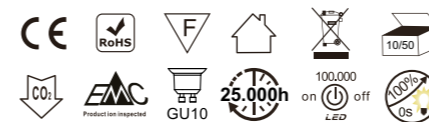
LED GU10 Bulb

Características

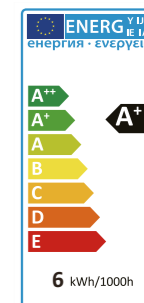
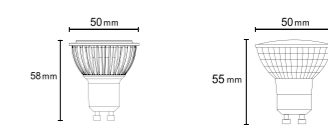

- * Voltaje: AC 220-240V 50/60Hz
- * 25,000 hrs. vida útil
- * Encendido instantaneo con potencia total
- * Perfecta para reemplazar la lampara incandescente de 60W
- * Baja temperatura al tacto
- * Libre de mercurio, Libre de emision UV & IR
- * Esta lampara no es idonea para la iluminacion de acentuacion

Features

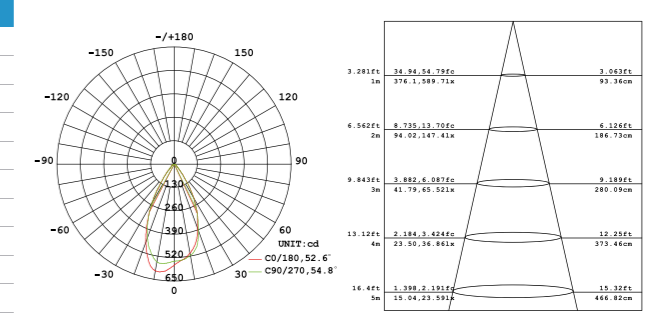
- * Voltage: AC 220-240V 50/60Hz
- * 25,000hrs long life time
- * Instant start with full bright output flick free
- * Perfect replacement for 60W incandescent Bulb
- * Low temperature, safety to touch
- * No UV or IR emission, mercury FREE
- * This lamp is not suitable for accent lighting



6W GU10 515 Lumen



Item No.	R09158	R09159
Potencia nominal/Wattage(W)		6
Temperatura de color/CCT(K)	3000K	5000K
Flujo luminoso/Luminous Flux(lm)	484	515
Tension nominal/Votage(V)		AC 220-240V 50/60Hz
Regulable/Dimmable		NO
CRI		≥80
Casquillo/Lamp Head		GU10
Angulo/Beam Angle(deg)		60°
Material		Aluminio+PC / Aluminum+PC
Dimensiones/Dimensions(mm)		Φ50*58



LED GU10 Bulb

Características


- * Voltaje: AC 220-240V 50/60Hz
- * 25,000 hrs. vida útil
- * Encendido instantaneo con potencia total
- * Perfecta para reemplazar la lampara incandescente de 90W
- * Baja temperatura al tacto
- * Libre de mercurio, Libre de emision UV & IR
- * Esta lampara no es idonea para la iluminacion de acentuacion

Features

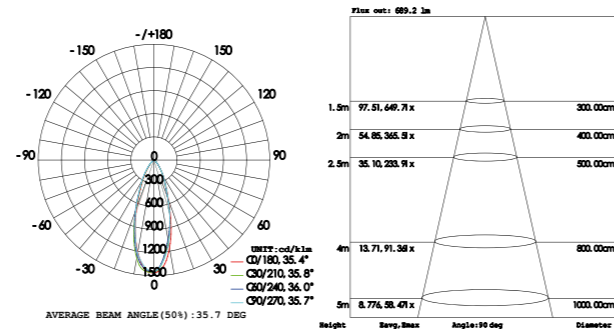
- * Voltage: AC 220-240V 50/60Hz
- * 25,000hrs long life time
- * Instant start with full bright output flick free
- * Perfect replacement for 90W incandescent Bulb
- * Low temperature, safety to touch
- * No UV or IR emission, mercury FREE
- * This lamp is not suitable for accent lighting



Dimmable
9W GU10 820 Lumen



Item No.	R09218	R09219	R09220
Potencia nominal/Wattage(W)		9	
Temperatura de color/CCT(K)	3000K	3000K	4000K
Flujo luminoso/Luminous Flux(lm)	800	800	820
Tension nominal/Votage(V)	AC 220-240V 50/60Hz		
Regulable/Dimmable	YES	NO	NO
CRI	≥80		
Casquillo/Lamp Head	GU10		
Angulo/Beam Angle(deg)	50°		
Material	Aluminio+PC/Aluminum+PC		
Dimensiones/Dimensions(mm)	Φ50*74		



LED GU10 Bulb

Características


- * Voltaje: AC 220-240V 50/60Hz
- * 20,000 hrs. vida útil
- * Encendido instantaneo con potencia total
- * Perfecta para reemplazar la lampara incandescente de 60W
- * Baja temperatura al tacto
- * Libre de mercurio, Libre de emision UV & IR
- * Esta lampara no es idonea para la iluminacion de acentuacion

Features

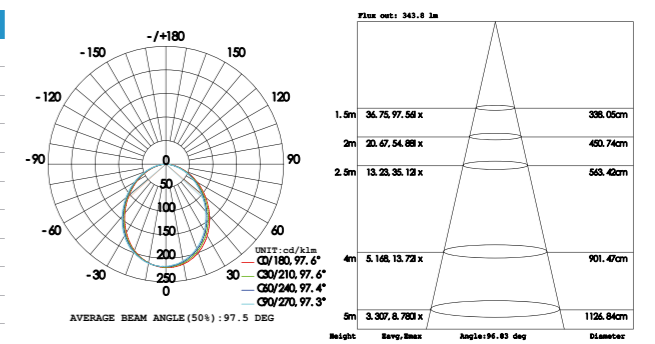
- * Voltage: AC 220-240V 50/60Hz
- * 20,000hrs long life time
- * Instant start with full bright output flick free
- * Perfect replacement for 60W incandescent Bulb
- * Low temperature, safety to touch
- * No UV or IR emission, mercury FREE
- * This lamp is not suitable for accent lighting



6W GU10 540 Lumen



Item No.	R09196	R09214	R09197
Potencia nominal/Wattage(W)		6	
Temperatura de color/CCT(K)	3000K	4000K	5000K
Flujo luminoso/Luminous Flux(lm)	520	540	540
Tension nominal/Votage(V)	AC 220-240V 50/60Hz		
Regulable/Dimmable	NO		
CRI	≥80		
Casquillo/Lamp Head	GU10		
Angulo/Beam Angle(deg)	110°		
Material	Aluminio+PC/Aluminum+PC		
Dimensiones/Dimensions(mm)	Φ50*56		



LED GU10 Bulb

Características

- * Voltaje: AC 220-240V 50/60Hz
- * 25,000 hrs. vida útil
- * Encendido instantaneo con potencia total
- * Perfecta para reemplazar la lampara incandescente de 70W
- * Baja temperatura al tacto
- * Libre de mercurio, Libre de emision UV & IR
- * Esta lampara no es idonea para la iluminacion de acentuacion

Features

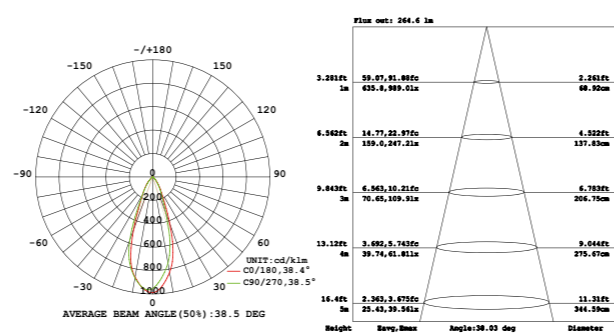
- * Voltage: AC 220-240V 50/60Hz
- * 25,000hrs long life time
- * Instant start with full bright output flick free
- * Perfect replacement for 70W incandescent Bulb
- * Low temperature, safety to touch
- * No UV or IR emission, mercury FREE
- * This lamp is not suitable for accent lighting



6.5W GU10 570 Lumen



Item No.	R09216	R09198
Potencia nominal/Wattage(W)		6.5
Temperatura de color/CCT(K)	3000K	4000K
Flujo luminoso/Luminous Flux(lm)	550	570
Tension nominal/Votage(V)	AC 220-240V 50/60Hz	
Regulable/Dimmable	NO	
CRI	≥80	
Casquillo/Lamp Head	GU10	
Angulo/Beam Angle(deg)	60°	
Material	Aluminio+PC/Aluminum+PC	
Dimensiones/Dimensions(mm)	Φ50*59	



LED GU10 Bulb

Características


- * Voltaje: AC 220-240V 50/60Hz
- * 15,000 hrs. vida útil
- * Encendido instantaneo con potencia total
- * Perfecta para reemplazar la lampara incandescente de 40W
- * Baja temperatura al tacto
- * Libre de mercurio, Libre de emision UV & IR
- * Esta lampara no es idonea para la iluminacion de acentuacion

Features

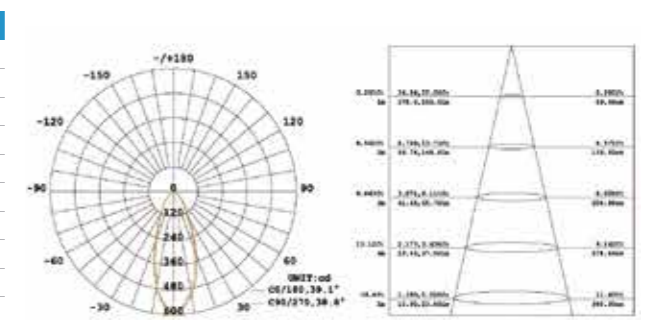
- * Voltage: AC 220-240V 50/60Hz
- * 15,000hrs long life time
- * Instant start with full bright output flick free
- * Perfect replacement for 40W incandescent Bulb
- * Low temperature, safety to touch
- * No UV or IR emission, mercury FREE
- * This lamp is not suitable for accent lighting



4W GU10 320 Lumen



Item No.	R09194	R09195
Potencia nominal/Wattage(W)		4
Temperatura de color/CCT(K)	3000K	5000K
Flujo luminoso/Luminous Flux(lm)	300	320
Tension nominal/Votage(V)	AC 220-240V 50/60Hz	
Regulable/Dimmable	NO	
CRI	≥80	
Casquillo/Lamp Head	GU10	
Angulo/Beam Angle(deg)	110°	
Material	Aluminio+Cristal/Aluminum+Glass	
Dimensiones/Dimensions(mm)	Φ50*53	



LED E14 Bulb

Características

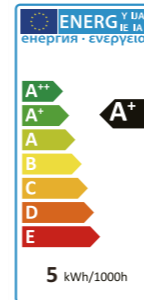
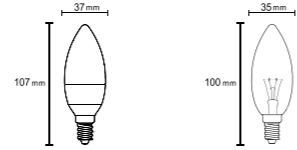

- * Voltaje: AC 220-240V 50/60Hz
- * 25,000 hrs. vida útil
- * Encendido instantaneo con potencia total
- * Perfecta para reemplazar la lampara incandescente de 50W
- * Baja temperatura al tacto
- * Libre de mercurio, Libre de emision UV & IR
- * Esta lampara no es idonea para la iluminacion de acentuacion

Features

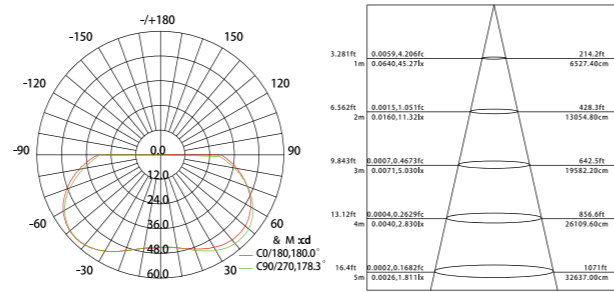
- * Voltage: AC 220-240V 50/60Hz
- * 25,000hrs long life time
- * Instant start with full bright output flick free
- * Perfect replacement for 50W incandescent Bulb
- * Low temperature, safety to touch
- * No UV or IR emission, mercury FREE
- * This lamp is not suitable for accent lighting



5W E14 370 Lumen



Item No.	R09112	R09113
Potencia nominal/Wattage(W)	5	
Temperatura de color/CCT(K)	3000K	5000K
Flujo luminoso/Luminous Flux(lm)	360	370
Tension nominal/Votage(V)	AC 220-240V 50/60Hz	
Regulable/Dimmable	NO	
CRI	≥80	
Casquillo/Lamp Head	E14	
Angulo/Beam Angle(deg)	180°	
Material	Aluminio+PC/Aluminum+PC	
Dimensiones/Dimensions(mm)	Φ37*107	



LED E14 Bulb

Características

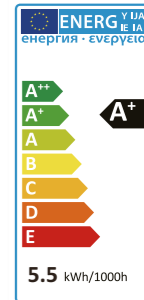
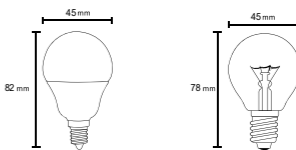

- * Voltaje: AC 220-240V 50/60Hz
- * 25,000 hrs. vida útil
- * Encendido instantaneo con potencia total
- * Perfecta para reemplazar la lampara incandescente de 55W
- * Baja temperatura al tacto
- * Libre de mercurio, Libre de emision UV & IR
- * Esta lampara no es idonea para la iluminacion de acentuacion

Features

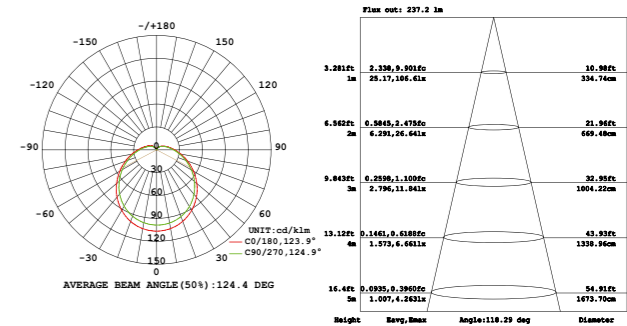
- * Voltage: AC 220-240V 50/60Hz
- * 25,000hrs long life time
- * Instant start with full bright output flick free
- * Perfect replacement for 55W incandescent Bulb
- * Low temperature, safety to touch
- * No UV or IR emission, mercury FREE
- * This lamp is not suitable for accent lighting



5.5W E14 490 Lumen



Item No.	R09117	R09221	R09118
Potencia nominal/Wattage(W)	5.5		
Temperatura de color/CCT(K)	3000K	4000K	5000K
Flujo luminoso/Luminous Flux(lm)	470	480	490
Tension nominal/Votage(V)	AC 220-240V 50/60Hz		
Regulable/Dimmable	NO		
CRI	≥80		
Casquillo/Lamp Head	E14		
Angulo/Beam Angle(deg)	140°		
Material	Aluminio+PC+Cristal/Aluminum+PC+Glass		
Dimensiones/Dimensions(mm)	Φ45*82		



LED E14 Bulb

Características

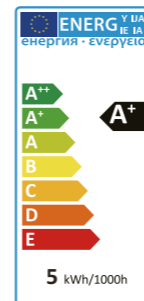
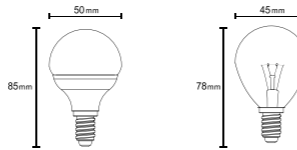

- * Voltaje: AC 220-240V 50/60Hz
- * 25,000 hrs. vida útil
- * Encendido instantaneo con potencia total
- * Perfecta para reemplazar la lampara incandescente de 50W
- * Baja temperatura al tacto
- * Libre de mercurio, Libre de emision UV & IR
- * Esta lampara no es idonea para la iluminacion de acentuacion

Features

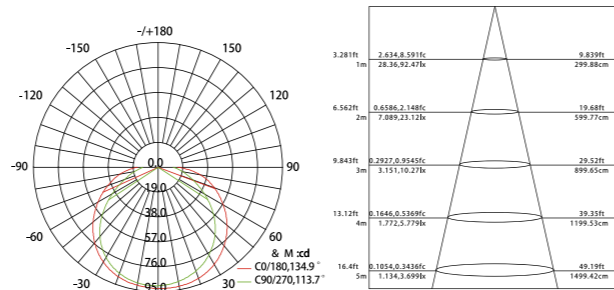
- * Voltage: AC 220-240V 50/60Hz
- * 25,000hrs long life time
- * Instant start with full bright output flick free
- * Perfect replacement for 50W incandescent Bulb
- * Low temperature, safety to touch
- * No UV or IR emission, mercury FREE
- * This lamp is not suitable for accent lighting



5W E14 438 Lumen



Item No.	R09110	R09111
Potencia nominal/Wattage(W)	5	
Temperatura de color/CCT(K)	3000K	5000K
Flujo luminoso/Luminous Flux(lm)	401	438
Tension nominal/Votage(V)	AC 220-240V 50/60Hz	
Regulable/Dimmable	NO	
CRI	≥80	
Casquillo/Lamp Head	E14	
Angulo/Beam Angle(deg)	130°	
Material	Aluminio+PC/Aluminum+PC	
Dimensiones/Dimensions(mm)	Φ50*85	



LED E14 Bulb

Características

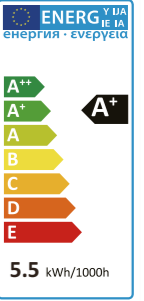
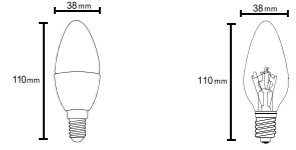

- * Voltaje: AC 220-240V 50/60Hz
- * 15,000 hrs. vida útil
- * Encendido instantaneo con potencia total
- * Perfecta para reemplazar la lampara incandescente de 55W
- * Baja temperatura al tacto
- * Libre de mercurio, Libre de emision UV & IR
- * Esta lampara no es idonea para la iluminacion de acentuacion

Features

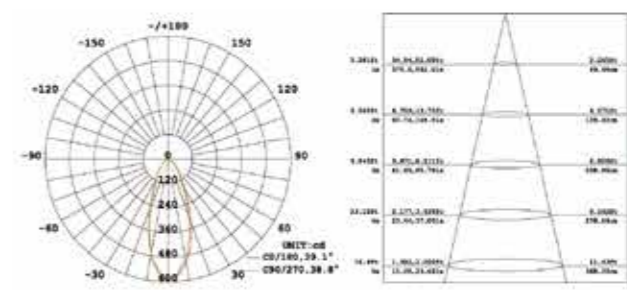
- * Voltage: AC 220-240V 50/60Hz
- * 15,000hrs long life time
- * Instant start with full bright output flick free
- * Perfect replacement for 55W incandescent Bulb
- * Low temperature, safety to touch
- * No UV or IR emission, mercury FREE
- * This lamp is not suitable for accent lighting



5.5W E14 490 Lumen



Item No.	R09200	R09201
Potencia nominal/Wattage(W)	5.5	
Temperatura de color/CCT(K)	3000K	5000K
Flujo luminoso/Luminous Flux(lm)	470	490
Tension nominal/Votage(V)	AC 220-240V 50/60Hz	
Regulable/Dimmable	NO	
CRI	≥80	
Casquillo/Lamp Head	E14	
Angulo/Beam Angle(deg)	185°	
Material	Aluminio+PC/Aluminum+PC	
Dimensiones/Dimensions(mm)	Φ38*110	



LED E14 Bulb

Características

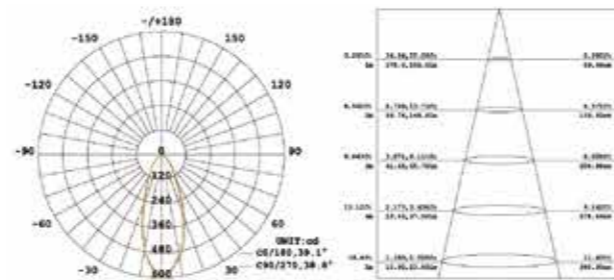
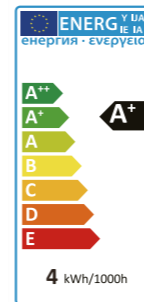

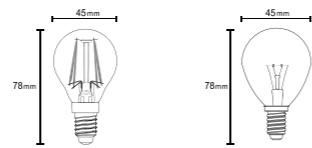

- * Voltaje: AC 220-240V 50/60Hz
- * 15,000 hrs. vida útil
- * Encendido instantaneo con potencia total
- * Perfecta para reemplazar la lampara incandescente de 40W
- * Baja temperatura al tacto
- * Libre de mercurio, Libre de emision UV & IR
- * Esta lampara no es idonea para la iluminacion de acentuacion

Features

- * Voltage: AC 220-240V 50/60Hz
- * 15,000hrs long life time
- * Instant start with full bright output flick free
- * Perfect replacement for 40W incandescent Bulb
- * Low temperature, safety to touch
- * No UV or IR emission, mercury FREE
- * This lamp is not suitable for accent lighting



4W E14 400 Lumen



Item No.	R09114
Potencia nominal/Wattage(W)	4
Temperatura de color/CCT(K)	2700K
Flujo luminoso/Luminous Flux(lm)	400
Tension nominal/Votage(V)	AC 220-240V 50/60Hz
Regulable/Dimmable	NO
CRI	≥80
Casquillo/Lamp Head	E14
Angulo/Beam Angle(deg)	360°
Material	Aluminio+Cristal/Aluminum+Glass
Dimensiones/Dimensions(mm)	Φ45*78

LED E14 Bulb

Características

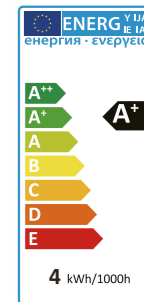
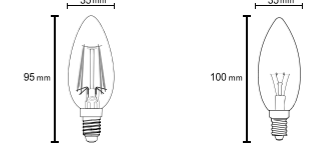

- * Voltaje: AC 220-240V 50/60Hz
- * 15,000 hrs. vida útil
- * Encendido instantaneo con potencia total
- * Perfecta para reemplazar la lampara incandescente de 40W
- * Baja temperatura al tacto
- * Libre de mercurio, Libre de emision UV & IR
- * Esta lampara no es idonea para la iluminacion de acentuacion

Features


- * Voltage: AC 220-240V 50/60Hz
- * 15,000hrs long life time
- * Instant start with full bright output flick free
- * Perfect replacement for 40W incandescent Bulb
- * Low temperature, safety to touch
- * No UV or IR emission, mercury FREE
- * This lamp is not suitable for accent lighting



4W E14 400 Lumen



Item No.	R09115
Potencia nominal/Wattage(W)	4
Temperatura de color/CCT(K)	2700K
Flujo luminoso/Luminous Flux(lm)	400
Tension nominal/Votage(V)	AC 220-240V 50/60Hz
Regulable/Dimmable	NO
CRI	≥80
Casquillo/Lamp Head	E14
Angulo/Beam Angle(deg)	360°
Material	Aluminio+Cristal/Aluminum+Glass
Dimensiones/Dimensions(mm)	Φ35*95



LED E14 Bulb

Características

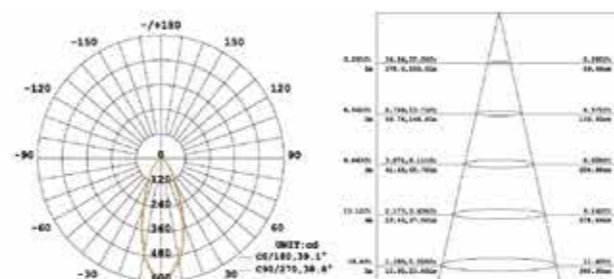
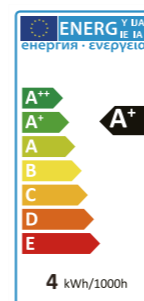

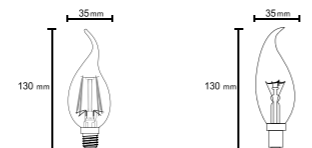

- * Voltaje: AC 220-240V 50/60Hz
- * 15,000 hrs. vida útil
- * Encendido instantaneo con potencia total
- * Perfecta para reemplazar la lampara incandescente de 40W
- * Baja temperatura al tacto
- * Libre de mercurio, Libre de emision UV & IR
- * Esta lampara no es idonea para la iluminacion de acentuacion

Features

- * Voltage: AC 220-240V 50/60Hz
- * 15,000hrs long life time
- * Instant start with full bright output flick free
- * Perfect replacement for 40W incandescent Bulb
- * Low temperature, safety to touch
- * No UV or IR emission, mercury FREE
- * This lamp is not suitable for accent lighting



4W E14 400 Lumen



Item No.	R09116
Potencia nominal/Wattage(W)	4
Temperatura de color/CCT(K)	2700K
Flujo luminoso/Luminous Flux(lm)	400
Tension nominal/Votage(V)	AC 220-240V 50/60Hz
Regulable/Dimmable	NO
CRI	≥80
Casquillo/Lamp Head	E14
Angulo/Beam Angle(deg)	360°
Material	Aluminio+Cristal/Aluminum+Glass
Dimensiones/Dimensions(mm)	Φ35*130

LED E14 Bulb

Características

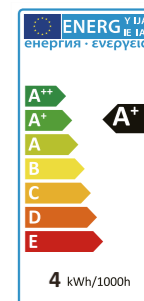
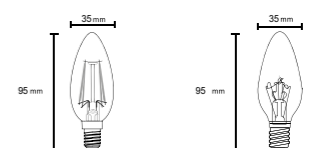

- * Voltaje: AC 220-240V 50/60Hz
- * 15,000 hrs. vida útil
- * Encendido instantaneo con potencia total
- * Perfecta para reemplazar la lampara incandescente de 40W
- * Baja temperatura al tacto
- * Libre de mercurio, Libre de emision UV & IR
- * Esta lampara no es idonea para la iluminacion de acentuacion

Features

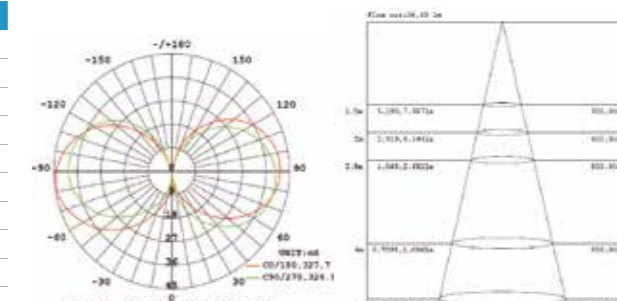
- * Voltage: AC 220-240V 50/60Hz
- * 15,000hrs long life time
- * Instant start with full bright output flick free
- * Perfect replacement for 40W incandescent Bulb
- * Low temperature, safety to touch
- * No UV or IR emission, mercury FREE
- * This lamp is not suitable for accent lighting



4W E14 340 Lumen



Item No.	R09208
Potencia nominal/Wattage(W)	4
Temperatura de color/CCT(K)	2200K
Flujo luminoso/Luminous Flux(lm)	340
Tension nominal/Votage(V)	AC 220-240V 50/60Hz
Regulable/Dimmable	NO
CRI	≥80
Casquillo/Lamp Head	E14
Angulo/Beam Angle(deg)	360°
Material	Aluminio+Cristal/Aluminum+Glass
Dimensiones/Dimensions(mm)	Φ35*95



LED E27 Bulb

Características

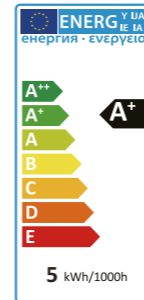
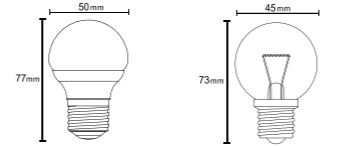

- * Voltaje: AC 220-240V 50/60Hz
- * 25,000 hrs. vida útil
- * Encendido instantaneo con potencia total
- * Perfecta para reemplazar la lampara incandescente de 50W
- * Baja temperatura al tacto
- * Libre de mercurio, Libre de emision UV & IR
- * Esta lampara no es idonea para la iluminacion de acentuacion

Features

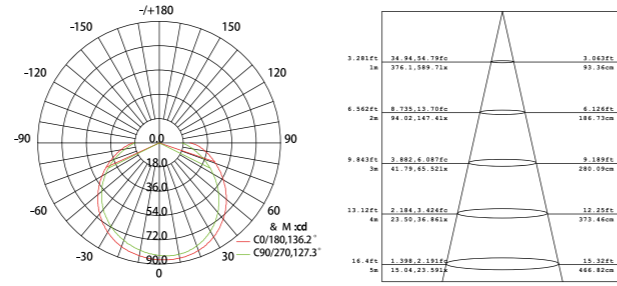
- * Voltage: AC 220-240V 50/60Hz
- * 25,000hrs long life time
- * Instant start with full bright output flick free
- * Perfect replacement for 50W incandescent Bulb
- * Low temperature, safety to touch
- * No UV or IR emission, mercury FREE
- * This lamp is not suitable for accent lighting



5W E27 435 Lumen



Item No.	R09120	R09121
Potencia nominal/Wattage(W)	5	
Temperatura de color/CCT(K)	3000K	5000K
Flujo luminoso/Luminous Flux(lm)	413	435
Tension nominal/Votage(V)	AC 220-240V 50/60Hz	
Regulable/Dimmable	NO	
CRI	≥80	
Casquillo/Lamp Head	E27	
Angulo/Beam Angle(deg)	130°	
Material	Aluminio+PC/Aluminum+PC	
Dimensiones/Dimensions(mm)	Φ50*77	



LED E27 Bulb

Características

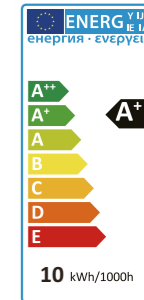
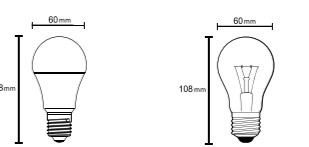
- * Voltaje: AC 220-240V 50/60Hz
- * 15,000 hrs. vida útil
- * Encendido instantaneo con potencia total
- * Perfecta para reemplazar la lampara incandescente de 100W
- * Baja temperatura al tacto
- * Libre de mercurio, Libre de emision UV & IR
- * Esta lampara no es idonea para la iluminacion de acentuacion

Features

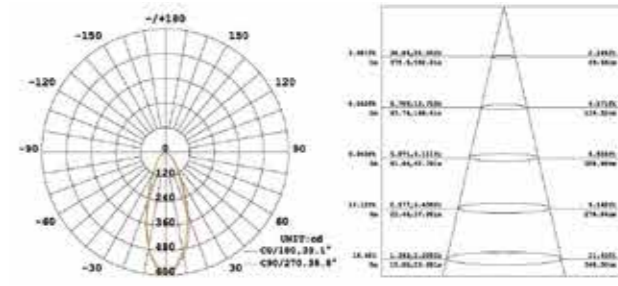
- * Voltage: AC 220-240V 50/60Hz
- * 15,000hrs long life time
- * Instant start with full bright output flick free
- * Perfect replacement for 100W incandescent Bulb
- * Low temperature, safety to touch
- * No UV or IR emission, mercury FREE
- * This lamp is not suitable for accent lighting



10W E27 820 Lumen



Item No.	R09133	R09215	R09134
Potencia nominal/Wattage(W)	10		
Temperatura de color/CCT(K)	3000K	4000K	5000K
Flujo luminoso/Luminous Flux(lm)	810	820	820
Tension nominal/Votage(V)	AC 220-240V 50/60Hz		
Regulable/Dimmable	NO		
CRI	≥80		
Casquillo/Lamp Head	E27		
Angulo/Beam Angle(deg)	320°		
Material	Aluminio+PC/Aluminum+PC		
Dimensiones/Dimensions(mm)	Φ60*108		



LED E27 Bulb

Características

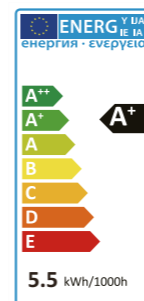
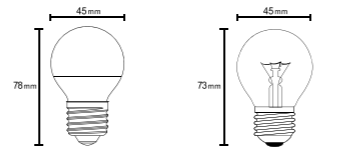
- * Voltaje: AC 220-240V 50/60Hz
- * 25,000 hrs. vida útil
- * Encendido instantaneo con potencia total
- * Perfecta para reemplazar la lampara incandescente de 55W
- * Baja temperatura al tacto
- * Libre de mercurio, Libre de emision UV & IR
- * Esta lampara no es idonea para la iluminacion de acentuacion

Features

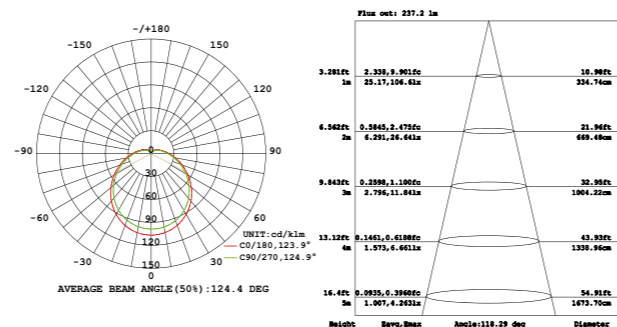
- * Voltage: AC 220-240V 50/60Hz
- * 25,000hrs long life time
- * Instant start with full bright output flick free
- * Perfect replacement for 55W incandescent Bulb
- * Low temperature, safety to touch
- * No UV or IR emission, mercury FREE
- * This lamp is not suitable for accent lighting



5.5W E27 490 Lumen



Item No.	R09135	R09223	R09136
Potencia nominal/Wattage(W)	5.5		
Temperatura de color/CCT(K)	3000K	4000K	5000K
Flujo luminoso/Luminous Flux(lm)	470	480	490
Tension nominal/Votage(V)	AC 220-240V 50/60Hz		
Regulable/Dimmable	NO		
CRI	≥80		
Casquillo/Lamp Head	E27		
Angulo/Beam Angle(deg)	140°		
Material	Cristal+PC+Metal/Glass+PC+Metal		
Dimensiones/Dimensions(mm)	Φ45*78		



LED E27 Bulb

Características

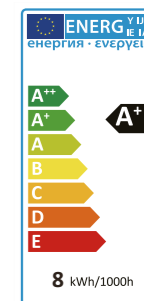
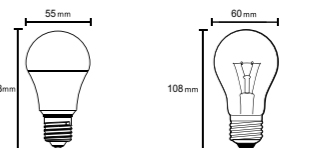
- * Voltaje: AC 220-240V 50/60Hz
- * 20,000 hrs. vida útil
- * Encendido instantaneo con potencia total
- * Perfecta para reemplazar la lampara incandescente de 80W
- * Baja temperatura al tacto
- * Libre de mercurio, Libre de emision UV & IR
- * Esta lampara no es idonea para la iluminacion de acentuacion

Features

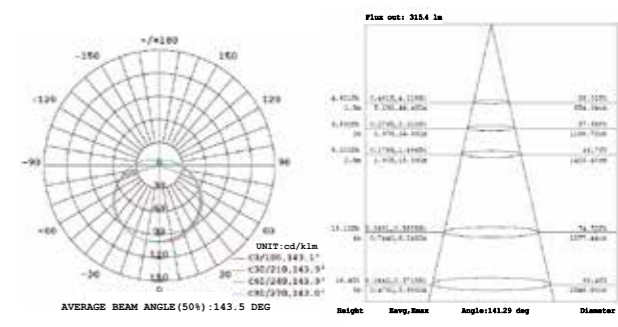
- * Voltage: AC 220-240V 50/60Hz
- * 20,000hrs long life time
- * Instant start with full bright output flick free
- * Perfect replacement for 80W incandescent Bulb
- * Low temperature, safety to touch
- * No UV or IR emission, mercury FREE
- * This lamp is not suitable for accent lighting



8W E27 670 Lumen



Item No.	R09142	R09222	R09143
Potencia nominal/Wattage(W)	8		
Temperatura de color/CCT(K)	3000K	4000K	5000K
Flujo luminoso/Luminous Flux(lm)	630	660	670
Tension nominal/Votage(V)	AC 220-240V 50/60Hz		
Regulable/Dimmable	NO		
CRI	≥80		
Casquillo/Lamp Head	E27		
Angulo/Beam Angle(deg)	240°		
Material	Aluminio+PC/Aluminum+PC		
Dimensiones/Dimensions(mm)	Φ55*103		



LED E27 Bulb

Características

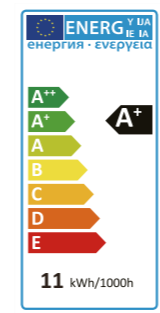
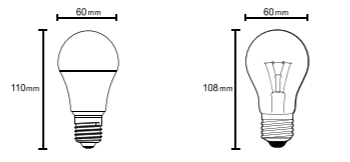

- * Voltaje: AC 220-240V 50/60Hz
- * 20,000 hrs. vida útil
- * Encendido instantaneo con potencia total
- * Perfecta para reemplazar la lampara incandescente de 100W
- * Baja temperatura al tacto
- * Libre de mercurio, Libre de emision UV & IR
- * Esta lampara no es idonea para la iluminacion de acentuacion

Features

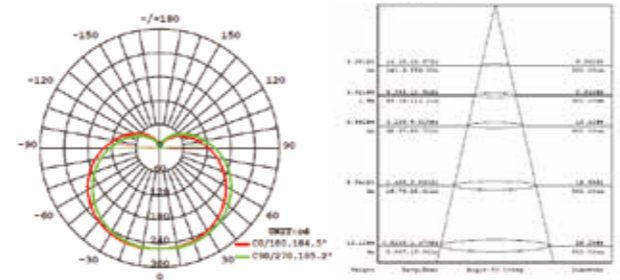
- * Voltage: AC 220-240V 50/60Hz
- * 20,000hrs long life time
- * Instant start with full bright output flick free
- * Perfect replacement for 100W incandescent Bulb
- * Low temperature, safety to touch
- * No UV or IR emission, mercury FREE
- * This lamp is not suitable for accent lighting



11W E27 870 Lumen
Dimmable



Item No.	R09137	R09138
Potencia nominal/Wattage(W)	11	
Temperatura de color/CCT(K)	3000K	5000K
Flujo luminoso/Luminous Flux(lm)	850	870
Tension nominal/Votage(V)	AC 220-240V 50/60Hz	
Regulable/Dimmable	YES	
CRI	≥80	
Casquillo/Lamp Head	E27	
Angulo/Beam Angle(deg)	240°	
Material	PBT+crystal/glass	
Dimensiones/Dimensions(mm)	Φ60*110	



LED E27 Bulb

Características

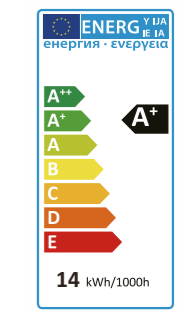
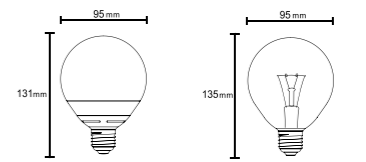

- * Voltaje: AC 220-240V 50/60Hz
- * 25,000 hrs. vida útil
- * Encendido instantaneo con potencia total
- * Perfecta para reemplazar la lampara incandescente de 140W
- * Baja temperatura al tacto
- * Libre de mercurio, Libre de emision UV & IR
- * Esta lampara no es idonea para la iluminacion de acentuacion

Features

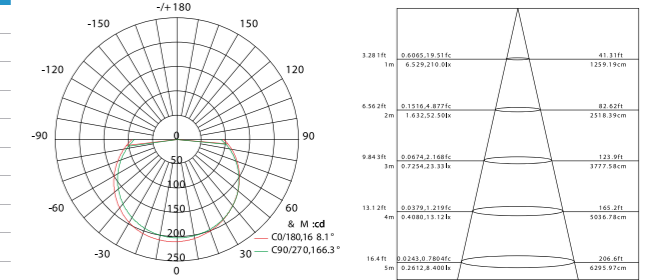
- * Voltage: AC 220-240V 50/60Hz
- * 25,000hrs long life time
- * Instant start with full bright output flick free
- * Perfect replacement for 140W incandescent Bulb
- * Low temperature, safety to touch
- * No UV or IR emission, mercury FREE
- * This lamp is not suitable for accent lighting



14W E27 1309 Lumen
G95



Item No.	R09122	R09123
Potencia nominal/Wattage(W)	14	
Temperatura de color/CCT(K)	3000K	5000K
Flujo luminoso/Luminous Flux(lm)	1259	1309
Tension nominal/Votage(V)	AC 220-240V 50/60Hz	
Regulable/Dimmable	NO	
CRI	≥80	
Casquillo/Lamp Head	E27	
Angulo/Beam Angle(deg)	180°	
Material	Aluminio+PC/Aluminum+PC	
Dimensiones/Dimensions(mm)	Φ95*131	



LED E27 Bulb

Características

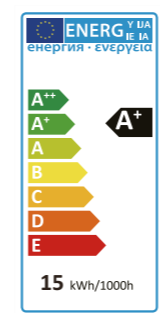
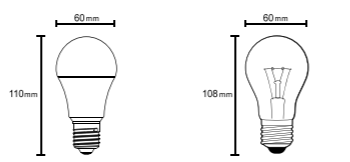
- * Voltaje: AC 220-240V 50/60Hz
- * 20,000 hrs. vida útil
- * Encendido instantaneo con potencia total
- * Perfecta para reemplazar la lampara incandescente de 125W
- * Baja temperatura al tacto
- * Libre de mercurio, Libre de emision UV & IR
- * Esta lampara no es idonea para la iluminacion de acentuacion

Features

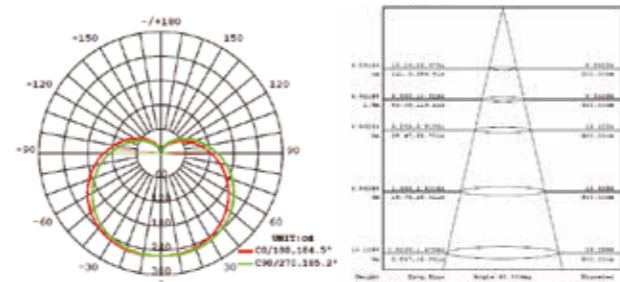
- * Voltage: AC 220-240V 50/60Hz
- * 20,000hrs long life time
- * Instant start with full bright output flick free
- * Perfect replacement for 125W incandescent Bulb
- * Low temperature, safety to touch
- * No UV or IR emission, mercury FREE
- * This lamp is not suitable for accent lighting



15W E27 1510 Lumen



Item No.	R09139	R09140
Potencia nominal/Wattage(W)	15	
Temperatura de color/CCT(K)	3000K	5000K
Flujo luminoso/Luminous Flux(lm)	1480	1510
Tension nominal/Votage(V)	AC 220-240V 50/60Hz	
Regulable/Dimmable	NO	
CRI	≥80	
Casquillo/Lamp Head	E27	
Angulo/Beam Angle(deg)	240°	
Material	PBT+crystal/glass	
Dimensiones/Dimensions(mm)	Φ60*110	



LED E27 Bulb

Características

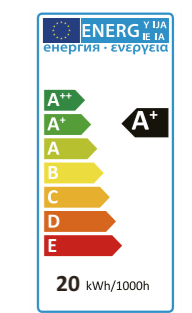
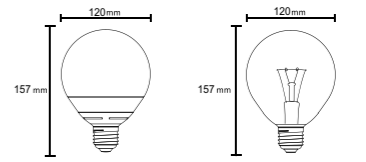
- * Voltaje: AC 220-240V 50/60Hz
- * 25,000 hrs. vida útil
- * Encendido instantaneo con potencia total
- * Perfecta para reemplazar la lampara incandescente de 175W
- * Baja temperatura al tacto
- * Libre de mercurio, Libre de emision UV & IR
- * Esta lampara no es idonea para la iluminacion de acentuacion

Features

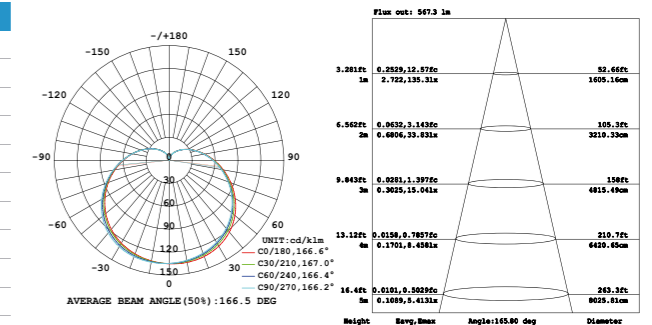
- * Voltage: AC 220-240V 50/60Hz
- * 25,000hrs long life time
- * Instant start with full bright output flick free
- * Perfect replacement for 175W incandescent Bulb
- * Low temperature, safety to touch
- * No UV or IR emission, mercury FREE
- * This lamp is not suitable for accent lighting



20W E27 1670 Lumen
G120



Item No.	R09212	R09213
Potencia nominal/Wattage(W)	20	
Temperatura de color/CCT(K)	3000K	4000K
Flujo luminoso/Luminous Flux(lm)	1615	1670
Tension nominal/Votage(V)	AC 220-240V 50/60Hz	
Regulable/Dimmable	NO	
CRI	≥80	
Casquillo/Lamp Head	E27	
Angulo/Beam Angle(deg)	270°	
Material	Aluminio+Cristal/Aluminum+Glass	
Dimensiones/Dimensions(mm)	Φ120*157	



LED E27 Bulb

Características

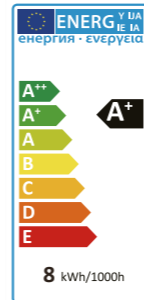
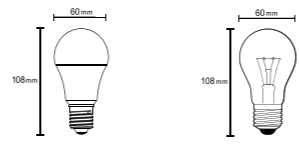
- * Voltaje: AC 220-240V 50/60Hz
- * 25,000 hrs. vida útil
- * Encendido instantaneo con potencia total
- * Perfecta para reemplazar la lampara incandescente de 100W
- * Baja temperatura al tacto
- * Libre de mercurio, Libre de emision UV & IR
- * Esta lampara no es idonea para la iluminacion de acentuacion

Features

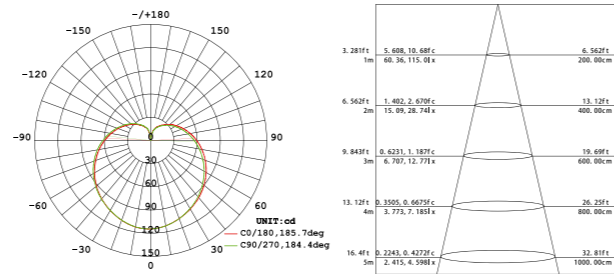
- * Voltage: AC 220-240V 50/60Hz
- * 25,000hrs long life time
- * Instant start with full bright output flick free
- * Perfect replacement for 100W incandescent Bulb
- * Low temperature, safety to touch
- * No UV or IR emission, mercury FREE
- * This lamp is not suitable for accent lighting



8W E27 823 Lumen



Item No.	R09174	R09178
Potencia nominal/Wattage(W)	8	
Temperatura de color/CCT(K)	3000K	5000K
Flujo luminoso/Luminous Flux(lm)	805	823
Tension nominal/Votage(V)	AC 220-240V 50/60Hz	
Regulable/Dimmable	NO	
CRI	≥80	
Casquillo/Lamp Head	E27	
Angulo/Beam Angle(deg)	320°	
Material	Aluminio&PC / Aluminum&PC	
Dimensiones/Dimensions(mm)	Φ60*110	



LED E27 Bulb

Características

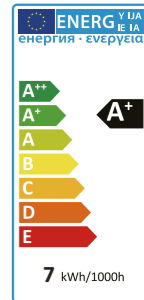
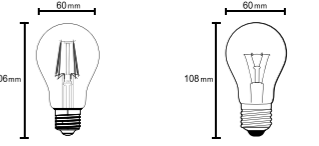

- * Voltaje: AC 220-240V 50/60Hz
- * 15,000 hrs. vida útil
- * Encendido instantaneo con potencia total
- * Perfecta para reemplazar la lampara incandescente de 70W
- * Baja temperatura al tacto
- * Libre de mercurio, Libre de emision UV & IR
- * Esta lampara no es idonea para la iluminacion de acentuacion

Features

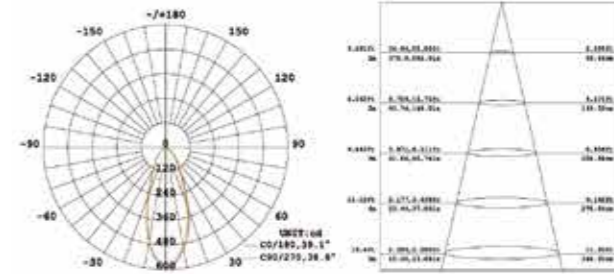
- * Voltage: AC 220-240V 50/60Hz
- * 15,000hrs long life time
- * Instant start with full bright output flick free
- * Perfect replacement for 70W incandescent Bulb
- * Low temperature, safety to touch
- * No UV or IR emission, mercury FREE
- * This lamp is not suitable for accent lighting



7W E27 800 Lumen



Item No.	R09131	R09211
Potencia nominal/Wattage(W)	7	
Temperatura de color/CCT(K)	2700K	4000K
Flujo luminoso/Luminous Flux(lm)	750	800
Tension nominal/Votage(V)	AC 220-240V 50/60Hz	
Regulable/Dimmable	NO	
CRI	≥80	
Casquillo/Lamp Head	E27	
Angulo/Beam Angle(deg)	360°	
Material	Cristal / Glass	
Dimensiones/Dimensions(mm)	Φ60*106	



LED E27 Bulb

Características

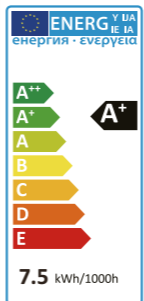
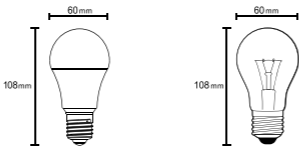

- * Voltaje: AC 110-240V 50/60Hz
- * 15,000 hrs. vida útil
- * Encendido instantaneo con potencia total
- * Perfecta para reemplazar la lampara incandescente de 75W
- * Baja temperatura al tacto
- * Libre de mercurio, Libre de emision UV & IR
- * Esta lampara no es idonea para la iluminacion de acentuacion

Features

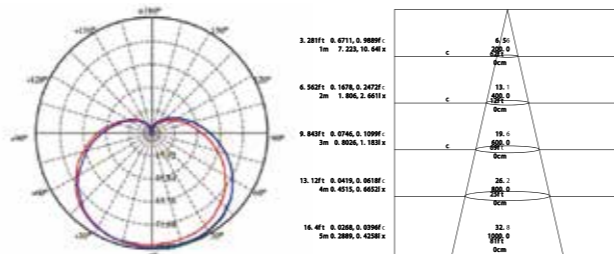
- * Voltage: AC 110-240V 50/60Hz
- * 15,000hrs long life time
- * Instant start with full bright output flick free
- * Perfect replacement for 75W incandescent Bulb
- * Low temperature, safety to touch
- * No UV or IR emission, mercury FREE
- * This lamp is not suitable for accent lighting



7.5W E27 RGBW
570 Lumen



Item No.	R00141
Potencia nominal/Wattage(W)	7.5
Temperatura de color/CCT(K)	RGB+3000k
Flujo luminoso/Luminous Flux(lm)	570
Tension nominal/Votage(V)	AC 110-240V 50/60Hz
Regulable/Dimmable	YES
CRI	≥80
Casquillo/Lamp Head	E27
Angulo/Beam Angle(deg)	240°
Material	PBT+cristal/glass
Dimensiones/Dimensions(mm)	Φ60*108



LED E27 Bulb

Características

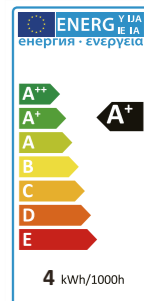
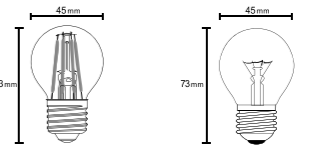

- * Voltaje: AC 220-240V 50/60Hz
- * 15,000 hrs. vida útil
- * Encendido instantaneo con potencia total
- * Perfecta para reemplazar la lampara incandescente de 40W
- * Baja temperatura al tacto
- * Libre de mercurio, Libre de emision UV & IR
- * Esta lampara no es idonea para la iluminacion de acentuacion

Features

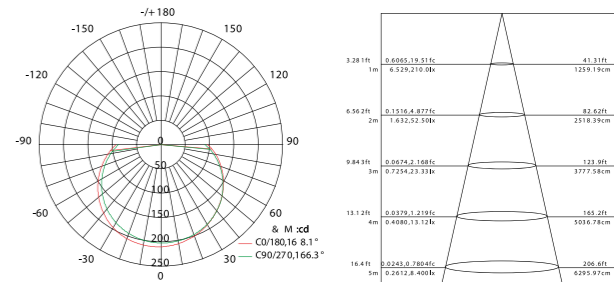
- * Voltage: AC 220-240V 50/60Hz
- * 15,000hrs long life time
- * Instant start with full bright output flick free
- * Perfect replacement for 40W incandescent Bulb
- * Low temperature, safety to touch
- * No UV or IR emission, mercury FREE
- * This lamp is not suitable for accent lighting



4W E27 400 Lumen



Item No.	R09132
Potencia nominal/Wattage(W)	4
Temperatura de color/CCT(K)	2700K
Flujo luminoso/Luminous Flux(lm)	400
Tension nominal/Votage(V)	AC 220-240V 50/60Hz
Regulable/Dimmable	NO
CRI	≥80
Casquillo/Lamp Head	E27
Angulo/Beam Angle(deg)	360°
Material	Cristal / Glass
Dimensiones/Dimensions(mm)	Φ45*73



LED E27 G95 Bulb

Características

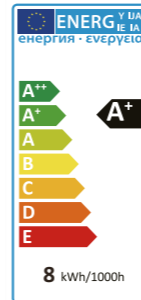
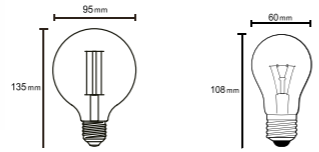
- * Voltaje: AC 220-240V 50/60Hz
- * 15,000 hrs. vida útil
- * Encendido instantaneo con potencia total
- * Perfecta para reemplazar la lampara incandescente de 75W
- * Baja temperatura al tacto
- * Libre de mercurio, Libre de emision UV & IR
- * Esta lampara no es idonea para la iluminacion de acentuacion

Features

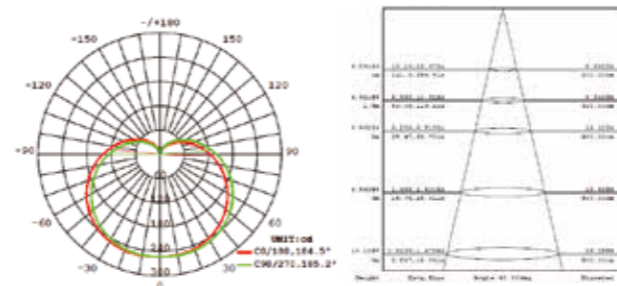
- * Voltage: AC 220-240V 50/60Hz
- * 15,000hrs long life time
- * Instant start with full bright output flick free
- * Perfect replacement for 75W incandescent Bulb
- * Low temperature, safety to touch
- * No UV or IR emission, mercury FREE
- * This lamp is not suitable for accent lighting



8W E27 640 Lumen
G95



Item No.	R09204
Potencia nominal/Wattage(W)	8
Temperatura de color/CCT(K)	2200K
Flujo luminoso/Luminous Flux(lm)	640
Tension nominal/Votage(V)	AC 220-240V 50/60Hz
Regulable/Dimmable	YES
CRI	≥80
Casquillo/Lamp Head	E27
Angulo/Beam Angle(deg)	360°
Material	Aluminio+Cristal/Aluminum+Glass
Dimensiones/Dimensions(mm)	Φ95*135



LED E27 ST64 Bulb

Características

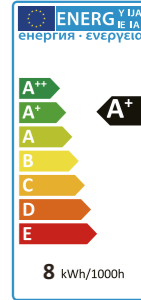
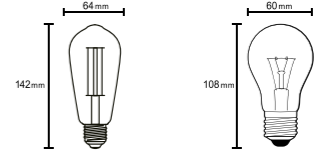
- * Voltaje: AC 220-240V 50/60Hz
- * 15,000 hrs. vida útil
- * Encendido instantaneo con potencia total
- * Perfecta para reemplazar la lampara incandescente de 75W
- * Baja temperatura al tacto
- * Libre de mercurio, Libre de emision UV & IR
- * Esta lampara no es idonea para la iluminacion de acentuacion

Features

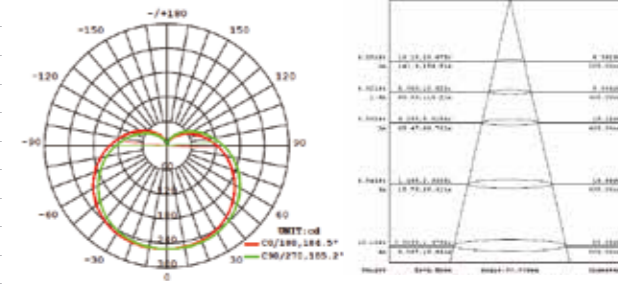
- * Voltage: AC 220-240V 50/60Hz
- * 15,000hrs long life time
- * Instant start with full bright output flick free
- * Perfect replacement for 75W incandescent Bulb
- * Low temperature, safety to touch
- * No UV or IR emission, mercury FREE
- * This lamp is not suitable for accent lighting



8W E27 640 Lumen
ST64



Item No.	R09206
Potencia nominal/Wattage(W)	8
Temperatura de color/CCT(K)	2200K
Flujo luminoso/Luminous Flux(lm)	640
Tension nominal/Votage(V)	AC 220-240V 50/60Hz
Regulable/Dimmable	YES
CRI	≥80
Casquillo/Lamp Head	E27
Angulo/Beam Angle(deg)	360°
Material	Aluminio+Cristal/Aluminum+Glass
Dimensiones/Dimensions(mm)	Φ64*142



LED E27 G125 Bulb

Características

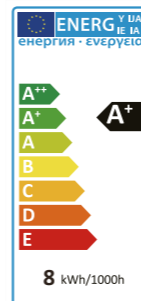
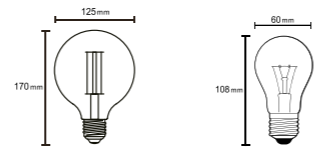

- * Voltaje: AC 220-240V 50/60Hz
- * 15,000 hrs. vida útil
- * Encendido instantaneo con potencia total
- * Perfecta para reemplazar la lampara incandescente de 75W
- * Baja temperatura al tacto
- * Libre de mercurio, Libre de emision UV & IR
- * Esta lampara no es idonea para la iluminacion de acentuacion

Features

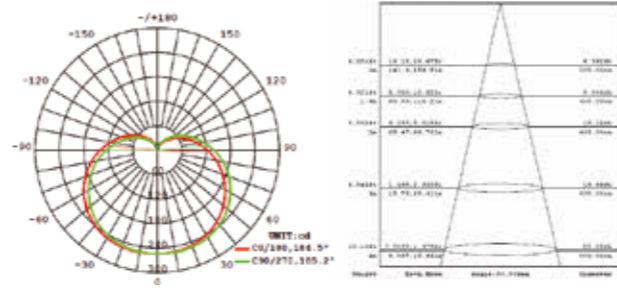
- * Voltage: AC 220-240V 50/60Hz
- * 15,000hrs long life time
- * Instant start with full bright output flick free
- * Perfect replacement for 75W incandescent Bulb
- * Low temperature, safety to touch
- * No UV or IR emission, mercury FREE
- * This lamp is not suitable for accent lighting



8W E27 640 Lumen
G125



Item No.	R09205
Potencia nominal/Wattage(W)	8
Temperatura de color/CCT(K)	2200K
Flujo luminoso/Luminous Flux(lm)	640
Tension nominal/Votage(V)	AC 220-240V 50/60Hz
Regulable/Dimmable	YES
CRI	≥80
Casquillo/Lamp Head	E27
Angulo/Beam Angle(deg)	360°
Material	Aluminio+Cristal/Aluminum+Glass
Dimensiones/Dimensions(mm)	Φ125*170



LED E27 Bulb

Características

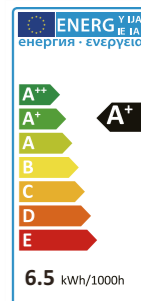
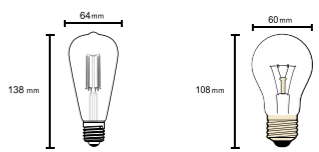
- * Voltaje: AC 220-240V 50/60Hz
- * 15,000 hrs. vida útil
- * Encendido instantaneo con potencia total
- * Perfecta para reemplazar la lampara incandescente de 65W
- * Baja temperatura al tacto
- * Libre de mercurio, Libre de emision UV & IR
- * Esta lampara no es idonea para la iluminacion de acentuacion

Features

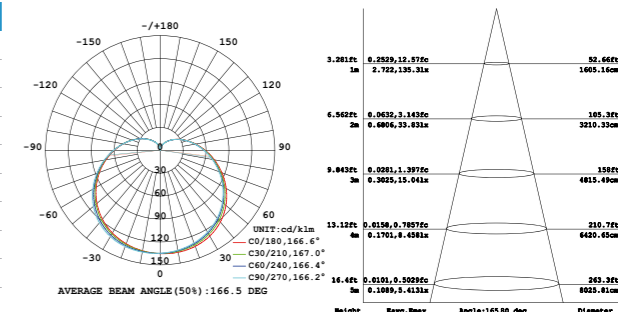
- * Voltage: AC 220-240V 50/60Hz
- * 15,000hrs long life time
- * Instant start with full bright output flick free
- * Perfect replacement for 65W incandescent Bulb
- * Low temperature, safety to touch
- * No UV or IR emission, mercury FREE
- * This lamp is not suitable for accent lighting



6.5W E27 650 Lumen
ST64



Item No.	R09228
Potencia nominal/Wattage(W)	6.5
Temperatura de color/CCT(K)	2200K
Flujo luminoso/Luminous Flux(lm)	650
Tension nominal/Votage(V)	AC 220-240V 50/60Hz
Regulable/Dimmable	NO
CRI	≥80
Casquillo/Lamp Head	E27
Angulo/Beam Angle(deg)	360°
Material	Aluminio+Cristal/Aluminum+Glass
Dimensiones/Dimensions(mm)	Φ64*138



LED E27 Bulb

Características

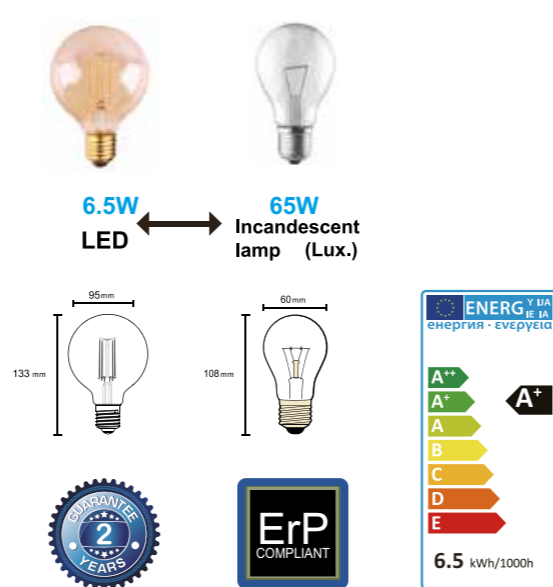
- * Voltaje: AC 220-240V 50/60Hz
- * 15,000 hrs. vida útil
- * Encendido instantaneo con potencia total
- * Perfecta para reemplazar la lampara incandescente de 65W
- * Baja temperatura al tacto
- * Libre de mercurio, Libre de emision UV & IR
- * Esta lampara no es idonea para la iluminacion de acentuacion

Features

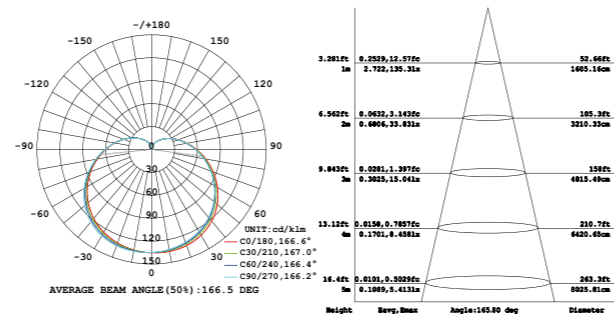
- * Voltage: AC 220-240V 50/60Hz
- * 15,000hrs long life time
- * Instant start with full bright output flick free
- * Perfect replacement for 65W incandescent Bulb
- * Low temperature, safety to touch
- * No UV or IR emission, mercury FREE
- * This lamp is not suitable for accent lighting



6.5W E27 650 Lumen
G95



Item No.	R09229
Potencia nominal/Wattage(W)	6.5
Temperatura de color/CCT(K)	2200K
Flujo luminoso/Luminous Flux(lm)	650
Tension nominal/Votage(V)	AC 220-240V 50/60Hz
Regulable/Dimmable	NO
CRI	≥80
Casquillo/Lamp Head	E27
Angulo/Beam Angle(deg)	360°
Material	Aluminio+Cristal/Aluminum+Glass
Dimensiones/Dimensions(mm)	Φ95*133



LED E27 T30 Bulb

Características

- * Voltaje: AC 220-240V 50/60Hz
- * 20,000 hrs. vida útil
- * Encendido instantaneo con potencia total
- * Perfecta para reemplazar la lampara incandescente de 60W
- * Baja temperatura al tacto
- * Libre de mercurio, Libre de emision UV & IR
- * Esta lampara no es idonea para la iluminacion de acentuacion

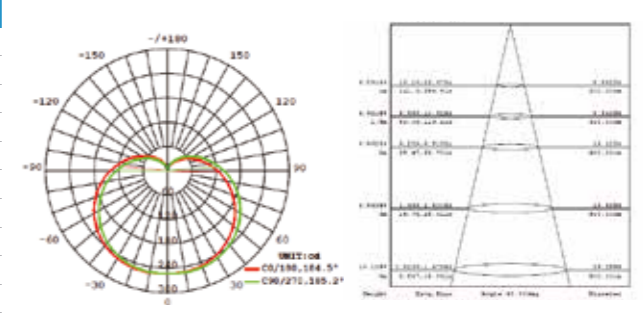
Features

- * Voltage: AC 220-240V 50/60Hz
- * 20,000hrs long life time
- * Instant start with full bright output flick free
- * Perfect replacement for 60W incandescent Bulb
- * Low temperature, safety to touch
- * No UV or IR emission, mercury FREE
- * This lamp is not suitable for accent lighting



6W E27 590 Lumen
T30

Item No.	R09233
Potencia nominal/Wattage(W)	6
Temperatura de color/CCT(K)	2400K
Flujo luminoso/Luminous Flux(lm)	590
Tension nominal/Votage(V)	AC 220-240V 50/60Hz
Regulable/Dimmable	NO
CRI	≥80
Casquillo/Lamp Head	E27
Angulo/Beam Angle(deg)	360°
Material	Aluminio+Cristal/Aluminum+Glass
Dimensiones/Dimensions(mm)	Φ30*185



LED E27 Bulb

Características

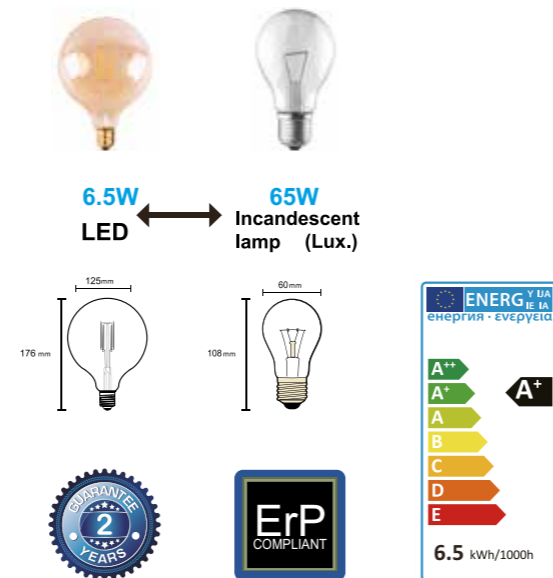
- * Voltaje: AC 220-240V 50/60Hz
- * 15,000 hrs. vida útil
- * Encendido instantaneo con potencia total
- * Perfecta para reemplazar la lampara incandescente de 65W
- * Baja temperatura al tacto
- * Libre de mercurio, Libre de emision UV & IR
- * Esta lampara no es idonea para la iluminacion de acentuacion

Features

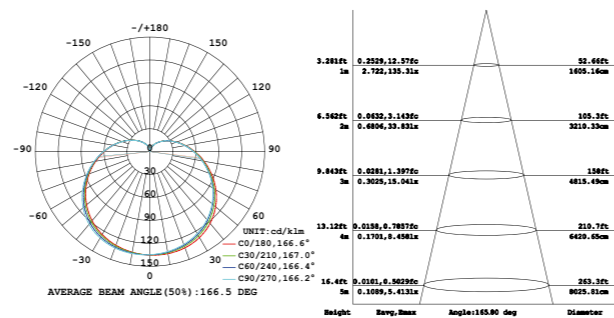
- * Voltage: AC 220-240V 50/60Hz
- * 15,000hrs long life time
- * Instant start with full bright output flick free
- * Perfect replacement for 65W incandescent Bulb
- * Low temperature, safety to touch
- * No UV or IR emission, mercury FREE
- * This lamp is not suitable for accent lighting



6.5W E27 650 Lumen
G125



Item No.	R09230
Potencia nominal/Wattage(W)	6.5
Temperatura de color/CCT(K)	2200K
Flujo luminoso/Luminous Flux(lm)	650
Tension nominal/Votage(V)	AC 220-240V 50/60Hz
Regulable/Dimmable	NO
CRI	≥80
Casquillo/Lamp Head	E27
Angulo/Beam Angle(deg)	360°
Material	Aluminio+Cristal/Aluminum+Glass
Dimensiones/Dimensions(mm)	Φ125*176



LED E27 T30 Bulb

Características

- * Voltaje: AC 220-240V 50/60Hz
- * 20,000 hrs. vida útil
- * Encendido instantaneo con potencia total
- * Perfecta para reemplazar la lampara incandescente de 70W
- * Baja temperatura al tacto
- * Libre de mercurio, Libre de emision UV & IR
- * Esta lampara no es idonea para la iluminacion de acentuacion

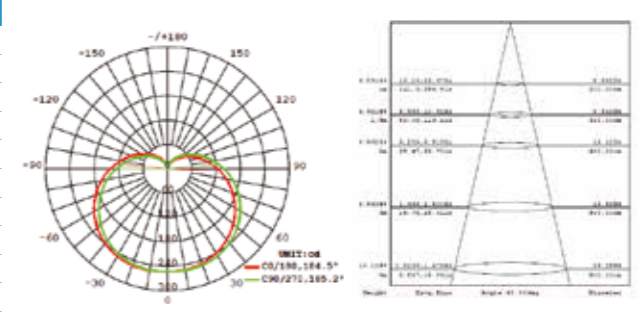
Features

- * Voltage: AC 220-240V 50/60Hz
- * 20,000hrs long life time
- * Instant start with full bright output flick free
- * Perfect replacement for 70W incandescent Bulb
- * Low temperature, safety to touch
- * No UV or IR emission, mercury FREE
- * This lamp is not suitable for accent lighting



7W E27 660 Lumen
T30

Item No.	R09232
Potencia nominal/Wattage(W)	7
Temperatura de color/CCT(K)	2400K
Flujo luminoso/Luminous Flux(lm)	660
Tension nominal/Votage(V)	AC 220-240V 50/60Hz
Regulable/Dimmable	NO
CRI	≥80
Casquillo/Lamp Head	E27
Angulo/Beam Angle(deg)	360°
Material	Aluminio+Cristal/Aluminum+Glass
Dimensiones/Dimensions(mm)	Φ30*300



LED GX53 Bulb

Características

- * Voltaje: AC 100-250V 50/60Hz
- * 20,000 hrs. vida útil
- * Encendido instantaneo con potencia total
- * Perfecta para reemplazar la lampara incandescente de 80W
- * Baja temperatura al tacto
- * Libre de mercurio, Libre de emision UV & IR
- * Esta lampara no es idonea para la iluminacion de acentuacion

Features

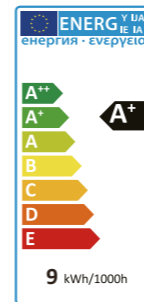
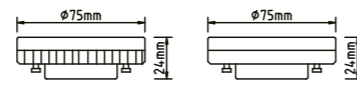
- * Voltage: AC 100-250V 50/60Hz
- * 20,000hrs long life time
- * Instant start with full bright output flick free
- * Perfect replacement for 80W incandescent Bulb
- * Low temperature, safety to touch
- * No UV or IR emission, mercury FREE
- * This lamp is not suitable for accent lighting



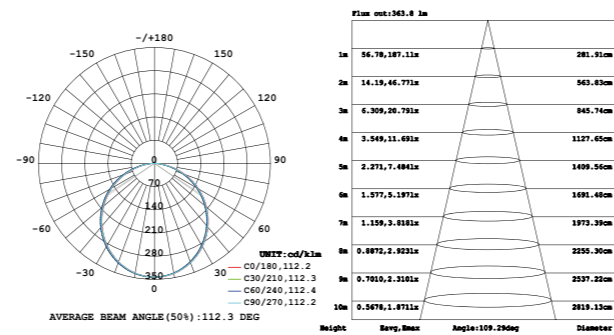
9W GX53 730 Lumen



9W LED ↔ 80W Incandescent lamp (Lux.)



Item No.	R09224	R09225
Potencia nominal/Wattage(W)	9	
Temperatura de color/CCT(K)	3000K	4000K
Flujo luminoso/Luminous Flux(lm)	730	740
Tension nominal/Votage(V)	AC 100-250V 50/60Hz	
Regulable/Dimmable	NO	
CRI	≥80	
Casquillo/Lamp Head	GX53	
Angulo/Beam Angle(deg)	120°	
Material	estampacion de aluminio&PC / Stamping aluminium&PC	
Dimensiones/Dimensions(mm)	Φ75*24	



TECHNICAL DATA

Ahorrar energía no es solo ayudar a mejorar y proteger el medio ambiente, también ahorrando energía ayudamos a mejorar nuestra economía domestica, ventajas que alcanzan a nuestro bolsillo y que se traducen por sí mismas en una mejor calidad de vida. Así pues, MANTRA, es consciente de aportar producto al mercado de la iluminación con este fin, el de mejorar la eficiencia energética, da un paso más al pretender que sus elementos de iluminación aporten también diseño. Sabedores que hoy por hoy todos los elementos LED existentes en el mercado, si cada vez son más eficientes y potentes, son ante todo antiestéticos en cualquier ubicación en el hogar. Por eso hemos proyectado una línea de trabajo, posiblemente innovadora en todos los mercados, con la meta de "vestir el LED".

Todos nuestros productos han superado un riguroso control de calidad a lo largo de todo el proceso de fabricación, desde la elección de los materiales hasta el embalaje final. Cumplen todas las normativas vigentes relativas a la seguridad y al respeto del medio ambiente. Colaboramos con laboratorios independientes para controlar y certificar nuestra calidad.

Nuestros productos cumplen las normas de seguridad y electromagnetismo de Europa: EN 60598 y marcado CE.

Así mismo, todos y cada uno de nuestros productos son piezas originales y de diseño propiedad de Global Manufacturing and Trading Company S.L estando todas ellas seriadas y protegidas como tales en el registro de patentes y marcas OAMI (para su mayor información visita la página <https://oami.europa.eu/eSearch/#advanced/designs>)

Saving energy not only helps to improve and protect the environment but saving energy is also essential to improve our household economy, advantages which benefit our finances and help to improve the quality of our lifestyle. Hence aware of the importance of supplying such products to the lighting market with this aim, MANTRA also takes one step further to create an attractive design for its lighting elements. As everyone knows all the LED lighting elements available in today's market are increasingly efficient and powerful however they have a very anti-aesthetic image when installed inside the home. Accordingly, we have designed a new product line, possibly the most innovative in all markets with the goal of "dress the LED".

All our products have passed strict quality control checks throughout the production process. From the choice of materials to the final package. They also comply with all the applicable regulations concerning safety and respect to the enviroment. We collaborate with independent laboratories in order to control and certify our quality.

Our products are conformity with the set safety and electromagnetism appropriate standards of Europe: EN 60598 and CE marked.

All of our products are original pieces and the property of Global Manufacturing and Trading Company S.L all products are registered designs and protected internationally by registration of design. Intellectual propriety rights. Copyright protection and patents. For further information <https://oami.europa.eu/eSearch/#advanced/designs>

1326	FLAME	238
1388	AVORIAZ	244
1391	AVORIAZ	244
1394	AVORIAZ	244
1397	AVORIAZ	268
1398	AVORIAZ	268
1399	AVORIAZ	268
1400	FLAME	200
3695	BARREL	242
3696	WAZOWSKI	240
5085	SISLEY	84
5087	SISLEY	82
5120	TOJA	73
5121	TOJA	72
5122	TOJA	70
5123	SOL	76
5124	SOL	76
5125	SOL	76
5170	BAHIA	51
5171	BAHIA	51
5232	BAHIA	48
5233	BAHIA	50
5234	BAHIA	50
5235	BAHIA	51
5236	BAHIA	51
5237	BAHIA/HABANA	52
5237	HABANA/BAHIA	50/54
5238	BAHIA/HABANA	52/54
5238	HABANA/BAHIA	51
5239	BAHIA/HABANA	51
5239	HABANA/BAHIA	55
5240	BAHIA/HABANA	50
5240	HABANA/BAHIA	55
5257	IBIZA	30
5316	HABANA	52
5317	HABANA	52
5410	ZERO E27	94
5411	ZERO E27	94
5480	MINI	74
5481	MINI	74
5482	MINI	74
5483	MINI	74
5500	CUMBUCO	99/101

5501	CUMBUCO	98/100
5502	CUMBUCO	96/101
5503	CUMBUCO	98/100
5508	CUMBUCO	99/101
5513	CUMBUCO	96/101
5515	CUMBUCO	101
5516	CUMBUCO	101
5517	CUMBUCO	100
5620	KOS	110
5621	KOS	110
5622	ARUBA	114
5623	ARUBA	116
5624	ARUBA	114
5625	ARUBA	116
5626	ARUBA	136
5627	ARUBA	138
5628	ARUBA	136
5629	ARUBA	138
5630	KAILUA	130
5631	KAILUA	130
5632	KAILUA	130
5633	KAILUA	130
5714	CABARETE	37
5715	CABARETE	36
5717	BORACAY	126
5718	BORACAY	126
5719	BORACAY	128
5720	BORACAY	129
5840	KOS	112
5841	KOS	112
5842	KOS	120
5843	KOS	120
5844	KOS	120
5845	KOS	120
5847	KOS	44
5849	KOS	140
5850	KOS	143
6015	ARUBA	134
6016	ARUBA	134
6044	ARUBA	144
6045	ARUBA	144
6046	BOAVISTA	38
6047	BOAVISTA	39
6048	BOAVISTA	38

6049	BOAVISTA	39
6050	BOAVISTA	38
6051	BOAVISTA	39
6055	ZERO E27	94
6070	TARIFA	40
6071	TARIFA	40
6072	TARIFA	40
6075	PRE A	42
6076	PRE A	42
6077	PRE A	42
6080	CAYMAN	34
6081	CAYMAN	34
6082	CAYMAN	34
6091	CAICOS	46
6092	CAICOS	46
6093	CAICOS	46
6150	CUMBUCO	99/101
6151	CUMBUCO	99/101
6152	CUMBUCO	96/101
6153	CUMBUCO	96/101
6160	MINI	92
6162	MINI	92
6163	MINI	92
6164	MINI	90
6166	MINI	90
6168	MINI	90
6169	MINI	90
6210	KINKÉ	258
6211	KINKÉ	260
6212	KINKÉ	256
6213	KINKÉ	262
6214	KINKÉ	262
6215	KINKÉ	262
6216	KINKÉ	262/264
6217	KINKÉ	262
6218	KINKÉ	264
6220	ASIMETRIC	28
6221	ASIMETRIC	28
6222	ASIMETRIC	28
6230	MURAL	64
6231	MURAL	62
6253	TOJA	73
6254	TOJA	72
6280	SAL	119

6281	SAL	118
6282	SAL	118
6283	SAL	132
6284	SAL	32
6360	YAQUE	86
6361	YAQUE	86
6362	YAQUE	86
6363	YAQUE	86
6364	YAQUE	86
6365	YAQUE	86
6370	JERI	78
6371	JERI	78
6372	JERI	78
6373	JERI	78
6374	JERI	78
6375	JERI	78
6380	PARACURU	80
6381	PARACURU	80
6382	PARACURU	80
6383	PARACURU	80
6384	PARACURU	80
6385	PARACURU	80
6390	GRACIOSA	185
6391	GRACIOSA	185
6392	GRACIOSA	184
6393	GRACIOSA	184
6394	GRACIOSA	184
6395	MEDANO	162
6396	MEDANO	162
6397	GRACIOSA	184
6398	MEDANO	163
6399	MEDANO	163
6400	GARDA	146
6401	GARDA	146
6402	GARDA	147
6403	GARDA	147
6405	ATLANTIS	186
6406	ATLANTIS	187
6470	RODAS	220
6480	K2	236
6481	K2	236
6482	VOLCANO	210
6483	VOLCANO	210
6485	ANETO	254

6486	ANETO	254
6487	ANETO	255
6488	ANETO	255
6490	MERIBEL	248
6491	ASTUN	234
6492	MERIBEL	206
6493	MERIBEL	206
6494	MERIBEL	204
6495	MERIBEL	204
6496	CERLER	222
6497	TIGNES	223
6498	TIGNES	250
6499	TIGNES	250
6505	EVEREST	214
6506	EVEREST	214
6508	TEJA	208
6510	KANDANCHU	216
6511	KANDANCHU	216
6512	KANDANCHU	218
6513	KANDANCHU	218
6514	KANDANCHU	217
6515	KANDANCHU	217
6516	KANDANCHU	219
6517	KANDANCHU	219
6520	DAVOS	224
6521	DAVOS	224
6522	DAVOS	224
6523	DAVOS	224
6525	TRIAx	226
6526	TRIAx	226
6530	SOCHI	228
6531	SOCHI	228
6534	BORA	230
6535	BORA	231
6536	BORA	230
6537	BORA	231
6540	ARCS	232
6541	ARCS	232
6542	JACKSON	233
6543	JACKSON	233
6545	ESPIGA	195
6546	ESPIGA	197
6547	ESPIGA	198
6550	MAYA	246

6551	MAYA	202
6552	MAYA	202
6553	MAYA	252
6554	MAYA	252
6555	MAYA	266
6558	IGUAZU	212
6559	IGUAZU	212
6560	MURAL	88
6561	MURAL	88
6562	MURAL	108
6563	MURAL	106
6620	SAONA SUP	102
6621	SAONA SUP	102
6622	SAONA SUP	102
6623	SAONA SUP	102
6624	SAONA SUP	102
6625	SAONA SUP	102
6626	SAONA SUP	102
6627	SAONA SUP	102
6628	SAONA SUP	104
6629	SAONA SUP	104
6630	SAONA SUP	104
6631	SAONA SUP	104
6632	SAONA SUP	104
6633	SAONA SUP	104
6634	SAONA SUP	104
6635	SAONA SUP	104
C0001	BASICO GU10	174
C0002	BASICO GU10	172
C0003	BASICO GU10	174
C0004	BASICO GU10	172
C0005	BASICO GU10	174
C0006	BASICO GU10	172
C0041	CABRERA	160
C0042	CABRERA	160
C0043	CABRERA	161
C0044	CABRERA	161
C0045	BASICO COB	156
C0046	BASICO COB	156
C0047	CABRERA	160
C0048	CABRERA	160
C0071	FORMENTERA	150
C0072	FORMENTERA	150
C0073	FORMENTERA	151

C0074	FORMENTERA	151
C0075	FORMENTERA	152
C0076	FORMENTERA	152
C0077	FORMENTERA	153
C0078	FORMENTERA	153
C0079	FORMENTERA	154
C0080	FORMENTERA	154
C0081	CIES	182
C0082	CIES	182
C0083	METACRILATO	180
C0084	METACRILATO	180
C0085	COLUMBRETES	124
C0086	COLUMBRETES	124
C0087	COLUMBRETES	122
C0088	COLUMBRETES	122
C0089	TAHITI	66
C0101	BORA BORA	56
C0102	BORA BORA	56
C0103	BORA BORA	60
C0104	BORA BORA	60
C0105	BORA BORA	58
C0106	BORA BORA	58
C0111	BORA BORA	56
C0112	BORA BORA	56
C0113	BORA BORA	60
C0114	BORA BORA	60
C0115	BORA BORA	58
C0116	BORA BORA	58
C0117	BORA BORA	56
C0118	BORA BORA	56
C0118	BORA BORA	56
C0141	TAHITI	68
C0142	TAHITI	68
C0143	TAHITI	68
C0160	COMFORT GU10	176
C0161	COMFORT GU10	176
C0162	COMFORT GU10	178
C0163	COMFORT GU10	179
C0180	SAONA	166
C0181	SAONA	166
C0182	SAONA	167
C0183	SAONA	167
C0184	SAONA	166
C0185	SAONA	166
C0186	SAONA	167
C0187	SAONA	167
C0190	SAONA	170

C0191	SAONA	170
C0192	SAONA	171
C0193	SAONA	171
C0194	SAONA	170
C0195	SAONA	170
C0196	SAONA	171
C0197	SAONA	171
TU0492	PIQUETA/SPIKE	194
TU0494	BASE SUJECCION/FIXING BASE	200
TU0652	PIQUETA/SPIKE	194
TU0653	PIQUETA/SPIKE	194

Global Manufacturing and Trading Company S.L
Polígono Industrial los Vientos Calle Aliso, parcela nº4 46119, Náquera, Valencia, SPAIN
T +34 96 160 99 50 F +34 96 160 99 48
mantra@mantraco.org
www.mantrailuminación.com

